



Regional. Reliable. Everyday.

ANNUAL REPORT OF OUTSTANDING DEBT OBLIGATIONS

AS MANDATED BY LOCAL GOVERNMENT CODE SECTION 140.008

AS OF

SEPTEMBER 30, 2020



Regional. Reliable. Everyday.

Annual Report of Outstanding Debt Obligations

This Annual Report has been prepared to provide an overview of the North Texas Municipal Water District's outstanding debt obligations as of September 30, 2020 and has been prepared pursuant to House Bill 1378.

General information regarding the North Texas Municipal Water District may be obtained at its Administrative Offices located at 501 E. Brown Street in Wylie Texas, by phone at 972-442-5405, or email at executivedirector.info@ntmwd.com. Questions concerning any of the information provided in this Annual Report or additional financial information should be addressed to the office of the Finance Manager, P.O. Box 2408, Wylie Texas 75098.

Finance Manager

Drew Farris

Assistant Deputy (Finance)

Erik Felthous

Interim Executive Director

Rodney Rhoades (Dec 31, 2020 11:29 CST)

Rodney Rhoades



Regional. Reliable. Everyday.

TABLE OF CONTENTS

Summary	1
Regional Water System	2
Regional Wastewater System	6
Regional Solid Waste System	9
Upper East Fork Interceptor System	12
Little Elm Water Transmission Facilities	15
Rockwall-Heath Water Storage Facilities	18
Terrell Water Transmission Facilities	21
Rockwall Water Pump Station Facilities	24
S. Rockwall (Buffalo Creek) Wastewater Treatment Plant	27
Panther Creek Wastewater Treatment Plant	30
Sabine Creek Wastewater Treatment Plant	33
Stewart Creek West Wastewater Treatment Plant	36
Muddy Creek Wastewater Treatment Plant	39
Lower East Fork Interceptor	42
Muddy Creek Interceptor	45
Parker Creek Interceptor	48
Sabine Creek Interceptor	51
Buffalo Creek Interceptor	54
Mustang Creek Interceptor	57
Parker Creek Parallel Interceptor	60

North Texas Municipal Water District
Outstanding Debt Summary
As Of September 30, 2020

System	Construction Fund Proceeds			Final Maturity	Future Debt Service Requirements			
	Total	Spent	Unspent		Original Par Amount	Principal	Interest	Total
Regional Water System	\$ 2,504,514,629	\$ 1,645,317,783	\$ 803,772,405	11/27/50	\$ 3,073,610,553	\$ 2,725,037,694	\$ 1,291,196,948	\$ 4,016,234,642
Regional Wastewater System	\$ 800,582,409	\$ 271,806,384	\$ 529,221,564	6/1/50	\$ 886,010,000	\$ 831,740,000	\$ 203,769,063	\$ 1,035,509,063
Regional Solid Waste System	\$ 42,111,316	\$ 41,718,360	\$ 392,956	9/1/37	\$ 57,590,000	\$ 49,180,000	\$ 14,706,513	\$ 63,886,513
Upper East Fork Interceptor System	\$ 312,618,296	\$ 168,734,463	\$ 143,883,833	6/1/50	\$ 347,660,000	\$ 317,030,000	\$ 128,858,291	\$ 445,888,291
Little Elm Water Transmission Facilities	\$ -	\$ -	\$ -	6/1/23	\$ 3,555,000	\$ 1,175,000	\$ 47,500	\$ 1,222,500
Rockwall-Heath Water Storage Facilities	\$ 2,791,788	\$ 2,791,788	\$ -	6/1/25	\$ 3,020,000	\$ 1,025,000	\$ 133,338	\$ 1,158,338
Terrell Water Transmission Facilities	\$ -	\$ -	\$ -	6/1/35	\$ 10,465,000	\$ 8,430,000	\$ 2,805,275	\$ 11,235,275
Rockwall Water Pump Station Facilities	\$ 1,977,855	\$ 1,977,855	\$ -	6/1/26	\$ 2,145,000	\$ 875,000	\$ 145,390	\$ 1,020,390
S. Rockwall (Buffalo Creek) Wastewater Treatment Plant	\$ 2,626,353	\$ 2,626,353	\$ -	6/1/28	\$ 2,960,000	\$ 1,555,000	\$ 428,263	\$ 1,983,263
Panther Creek Wastewater Treatment Plant	\$ 5,373,263	\$ 227,333	\$ 5,145,930	6/1/40	\$ 36,190,000	\$ 28,320,000	\$ 6,845,244	\$ 35,165,244
Sabine Creek Wastewater Treatment Plant	\$ 10,935,000	\$ 10,888,090	\$ 46,910	6/1/36	\$ 16,905,000	\$ 11,530,000	\$ 2,748,638	\$ 14,278,638
Stewart Creek West Wastewater Treatment Plant	\$ 65,783,867	\$ 63,761,657	\$ 2,022,210	6/1/35	\$ 65,845,000	\$ 53,220,000	\$ 18,176,400	\$ 71,396,400
Muddy Creek Wastewater Treatment Plant	\$ 8,588,869	\$ 6,893,266	\$ 1,695,602	6/1/38	\$ 23,800,000	\$ 14,690,000	\$ 3,394,519	\$ 18,084,519
Lower East Fork Interceptor	\$ -	\$ -	\$ -	6/1/26	\$ 10,745,000	\$ 6,930,000	\$ 899,100	\$ 7,829,100
Muddy Creek Interceptor	\$ -	\$ -	\$ -	6/1/24	\$ 2,135,000	\$ 950,000	\$ 74,700	\$ 1,024,700
Parker Creek Interceptor	\$ 2,115,449	\$ 2,115,449	\$ -	6/1/23	\$ 2,615,000	\$ 600,000	\$ 62,525	\$ 662,525
Sabine Creek Interceptor	\$ 1,711,163	\$ 1,711,163	\$ -	6/1/23	\$ 2,115,000	\$ 485,000	\$ 50,481	\$ 535,481
Buffalo Creek Interceptor	\$ 21,996,223	\$ 16,347,930	\$ 5,648,292	6/1/49	\$ 22,450,000	\$ 13,610,000	\$ 4,582,988	\$ 18,192,988
Mustang Creek Interceptor	\$ 33,042,353	\$ 23,168,555	\$ 9,873,798	6/1/50	\$ 34,455,000	\$ 32,165,000	\$ 17,334,343	\$ 49,499,343
Parker Creek Parallel Interceptor	\$ 2,756,570	\$ 2,660,624	\$ 95,945	6/1/36	\$ 3,045,000	\$ 2,575,000	\$ 643,900	\$ 3,218,900
Total	<u>\$ 3,819,525,401</u>	<u>\$ 2,262,747,053</u>	<u>\$ 1,501,799,446</u>		<u>\$ 4,607,315,553</u>	<u>\$ 4,101,122,694</u>	<u>\$ 1,696,903,416</u>	<u>\$ 5,798,026,110</u>

North Texas Municipal Water District
Debt Information - Regional Water System
As Of September 30, 2020

I. Outstanding Bonds / Contracts Payable

Series	Dated	Construction Fund Proceeds			Final Maturity	Future Debt Service Requirements			
		Total	Spent	Unspent		Original Par Amount	Principal	Interest	Total
1977	5/12/67	* \$ 16,129,750	N/A	N/A	1/1/27	\$ 16,129,750	\$ 4,227,299	\$ 417,642	\$ 4,644,941
1985	6/27/85	* \$ 21,381,297	N/A	N/A	12/1/24	\$ 21,381,297	\$ 4,110,283	\$ 547,042	\$ 4,657,326
2000	6/24/76	* \$ 3,350,321	N/A	N/A	6/11/49	\$ 3,350,321	\$ 2,583,720	\$ 1,446,412	\$ 4,030,132
2001	6/24/76	* \$ 17,589,185	N/A	N/A	11/27/50	\$ 17,589,185	\$ 14,031,392	\$ 8,453,223	\$ 22,484,615
2009A	3/1/09	\$ 9,930,000	\$ 9,930,000	\$ -	9/1/28	\$ 9,930,000	\$ 8,125,000	\$ 1,063,149	\$ 9,188,149
2009B	7/15/09	\$ 43,980,000	\$ 43,980,000	\$ -	9/1/27	\$ 43,980,000	\$ 16,975,000	\$ 1,712,184	\$ 18,687,184
2012	6/15/12	\$ 352,031,078	\$ 352,031,078	\$ -	9/1/32	\$ 358,835,000	\$ 246,635,000	\$ 71,969,694	\$ 318,604,694
2014	6/15/14	\$ 73,323,649	\$ 73,323,649	\$ -	9/1/34	\$ 171,430,000	\$ 136,145,000	\$ 35,933,188	\$ 172,078,188
2015	4/15/15	\$ 133,625,678	\$ 131,319,067	\$ 2,306,611	9/1/44	\$ 302,125,000	\$ 269,375,000	\$ 158,191,800	\$ 427,566,800
2016	10/15/16	\$ 279,120,135	\$ 247,765,090	\$ 31,355,044	9/1/46	\$ 330,560,000	\$ 305,910,000	\$ 198,513,400	\$ 504,423,400
2017	10/1/17	\$ 44,402,000	\$ 36,229,389	\$ 8,172,611	9/1/47	\$ 44,650,000	\$ 42,025,000	\$ 18,766,474	\$ 60,791,474
2018	5/1/18	\$ 758,771,874	\$ 550,022,006	\$ 208,749,869	9/1/47	\$ 800,000,000	\$ 754,205,000	\$ 357,476,420	\$ 1,111,681,420
2018A	10/15/18	\$ 509,147,662	\$ 199,904,554	\$ 309,243,108	9/1/48	\$ 530,985,000	\$ 509,925,000	\$ 259,992,432	\$ 769,917,432
2019	7/15/19	\$ -	\$ -	\$ -	9/1/39	\$ 89,095,000	\$ 83,785,000	\$ 33,658,650	\$ 117,443,650
2019-SWIFT	10/1/19	\$ 100,965,000	\$ - a	\$ 101,963,069	9/1/49	\$ 101,345,000	\$ 98,345,000	\$ 38,582,552	\$ 136,927,552
2019A	10/1/19	\$ 140,767,000	\$ 812,950 b	\$ 141,982,093	9/1/49	\$ 137,470,000	\$ 133,880,000	\$ 69,676,200	\$ 203,556,200
2020	7/15/20	\$ -	\$ -	\$ -	9/1/40	\$ 94,755,000	\$ 94,755,000	\$ 34,796,487	\$ 129,551,487
Total		<u>\$ 2,504,514,629</u>	<u>\$ 1,645,317,783</u>	<u>\$ 803,772,405</u>		<u>\$ 3,073,610,553</u>	<u>\$ 2,725,037,694</u>	<u>\$ 1,291,196,948</u>	<u>\$ 4,016,234,642</u>

Bond Credit Ratings:

S&P AAA
Moody's Aa2

Note: No Outstanding Debt Obligations Are Secured By Ad Valorem Taxation.

* Represents the date NTMWD entered into an Agreement with the United States Government of a Contract Payable.

- a Funds held in Trustee Account and released upon TWDB approvals.
b Encumbered balance of \$26,838,970

North Texas Municipal Water District
Debt Information - Regional Water System
As Of September 30, 2020

II. Purpose of Bonds / Contracts Payable

<u>Series</u>	<u>Description</u>
1977	Payments to United States Government for Contracts Payable for Lake Lavon Enlargement Project Cost of the Immediate Use Water Supply.
1985	Payments to United States Government for Contracts Payable for Lake Lavon Enlargement Project Cost of the Future Use Water Supply.
2000	Payments to United States Government for Contracts Payable for Jim Chapman Lake 16% of NTMWD's Share of Costs of Water Supply.
2001	Payments to United States Government for Contracts Payable for Jim Chapman Lake 84% of NTMWD's Share of Costs of Water Supply.
2009A	(i) Obtain Necessary Permits for the Lower Bois D'Arc Creek Reservoir.
2009B	(i) Improving the Water System.
2012	(i) Design, Acquisition of Property, and Construction of Facilities for the Extension of the Texoma Raw Water Pipeline to the Wylie WTP and Other Related Improvements; (ii) Refunding a Portion of the District's Outstanding Debt (the "Refunded Obligations"); (iii) Fund the Debt Service Reserve Fund; and (iv) Pay Cost of Issuance of the Bonds.
2014	(i) Acquisition of Property and Design of the Dam for Lower Bois D'Arc Creek Reservoir, Construction of Wylie WTP II Filter Underdrain Improvements, Construction of Shiloh Pump Station Improvements, and Other Related System Improvements; (ii) Refunding a Portion of the District's Outstanding Debt (the "Refunded Obligations"); (iii) Fund the Debt Service Fund; and (iv) Pay Cost of Issuance of the Bonds.
2015	(i) Construction of Trinity Main Stem Pump Station, Purchase of Pipe Material for Trinity Main Stem Pump Pipeline, Construction of Wylie Water Treatment Plant Chemical System Improvements, and Other System Improvements; (ii) Refunding a Portion of the District's Outstanding Debt (the "Refunded Obligations"); and (iii) Pay Cost of Issuance of the Bonds.
2016	(i) Construction of the Wylie Water Treatment Plant No. 4 70 MGD Expansion, Construction of the Trinity River Main Stem Pump Station and Pipeline, Construction of the North System Exchange Parkway 13.5 MG Ground Storage Facilities, Construction of the North McKinney Pipeline, and other System improvements; (ii) Refunding a Portion of the District's Outstanding Debt (the "Refunded Obligations") for Debt Service Savings; (iii) Fund the Debt Service Reserve fund; and (iv) Pay Cost of Issuance of the Bonds.
2017	(i) Improving The District's Water System, Including Paying Preconstruction Costs Relating To The Lower Bois D'Arc Creek Reservoir; Leonard Water Treatment Plant, and Associated Pipelines; (ii) Fund The Debt Service Reserve Fund; and (iii) Pay Cost Of Issuance Of The Bonds.
2018	(i) Improving The District's Water System, Including Paying Preconstruction Costs Relating To The Lower Bois D'Arc Creek Reservoir; Leonard Water Treatment Plant, and Associated Pipelines; (ii) Fund The Debt Service Reserve Fund; and (iii) Pay Cost Of Issuance Of The Bonds.
2018A	(i) Improving The District's Water System, Including Paying Preconstruction Costs Relating To The Lower Bois D'Arc Creek Reservoir; Leonard Water Treatment Plant, and Associated Pipelines; (ii) Fund The Debt Service Reserve Fund; and (iii) Pay Cost Of Issuance Of The Bonds.
2019	(i) Refunding a Portion of the District's Outstanding Debt (the "Refunded Obligations") for Debt Service Savings; and (ii) Pay Cost Of Issuance Of The Bonds.
2019-SWIFT	(i) Improving The District's Water System, Including Paying Construction Costs Relating To The Lower Bois D'Arc Creek Reservoir; Including the Treated Water Pipeline from the Leonard WTP to the Highway 5 P/S, and Other System Improvements; (ii) Fund The Debt Service Reserve Fund; and (iii) Pay Cost Of Issuance Of The Bonds.

North Texas Municipal Water District
Debt Information - Regional Water System
As Of September 30, 2020

II. Purpose of Bonds / Contracts Payable

<u>Series</u>	<u>Description</u>
2019A	(i) Construction and Inspection of System Wide Meter Vault Improvements and Set Point Control, Construction and Inspection of Expansion of High Service Pump Station 3-1, Construction of Wylie WTP II, Structural and Mechanical Improvements, Construction of Wylie WTP III Power Redundancy and Electrical Building Improvements, and Other System Improvements; (ii) Fund the Debt Service Reserve Fund; and (iii) Pay Cost of Issuance of the Bonds.
2020	(i) Refunding a Portion of the District's Outstanding Debt (the "Refunded Obligations") for Debt Service Savings; and (ii) Pay Cost Of Issuance Of The Bonds.

North Texas Municipal Water District
Debt Information - Regional Water System
As Of September 30, 2020

III. Source of Payments

Entity
City of Allen
City of Farmersville
City of Forney
City of Frisco
City of Garland
City of McKinney
City of Mesquite
City of Plano
City of Princeton
City of Richardson
City of Rockwall
City of Royse City
City of Wylie

North Texas Municipal Water District
Debt Information - Regional Wastewater System
As Of September 30, 2020

I. Outstanding Bonds

Series	Dated					Future Debt Service Requirements			
		Total Proceeds Received	Spent Proceeds	Unspent Proceeds	Final Maturity	Original Par Amount	Principal	Interest	Total
2012	3/15/12	\$ 14,055,659	\$ 14,055,659	\$ -	6/1/31	\$ 14,105,000	\$ 8,815,000	\$ 1,877,350	\$ 10,692,350
2013	3/15/13	\$ 23,371,272	\$ 23,371,272	\$ -	6/1/33	\$ 24,330,000	\$ 17,875,000	\$ 4,159,338	\$ 22,034,338
2015	8/15/15	\$ 53,816,746	\$ 51,904,133	\$ 1,912,613	6/1/45	\$ 65,250,000	\$ 51,985,000	\$ 28,475,106	\$ 80,460,106
2016	8/15/16	\$ 58,995,418	\$ 47,890,537	\$ 11,104,881	6/1/46	\$ 95,075,000	\$ 76,405,000	\$ 33,859,400	\$ 110,264,400
2017	3/15/17	\$ 77,435,998	\$ 75,925,415	\$ 1,510,583	6/1/46	\$ 74,940,000	\$ 69,045,000	\$ 49,289,300	\$ 118,334,300
2017A	12/1/17	\$ -	\$ -	\$ -	6/1/29	\$ 19,515,000	\$ 18,005,000	\$ 4,408,550	\$ 22,413,550
2018	2/15/18	\$ 56,953,184	\$ 47,066,702	\$ 9,886,482	6/1/47	\$ 57,295,000	\$ 54,835,000	\$ 34,262,175	\$ 89,097,175
2019	4/15/19	\$ 42,729,400	\$ 11,592,667	\$ 31,136,733	6/1/49	\$ 41,450,000	\$ 40,725,000	\$ 25,997,144	\$ 66,722,144
2020	6/1/20	\$ 437,692,996	\$ - a	\$ 438,120,311	6/1/50	\$ 458,920,000	\$ 458,920,000	\$ 4,425,867	\$ 463,345,867
2020A	6/15/20	\$ 35,531,736	\$ - b	\$ 35,549,961	6/1/50	\$ 35,130,000	\$ 35,130,000	\$ 17,014,833	\$ 52,144,833
Total		<u>\$ 800,582,409</u>	<u>\$ 271,806,384</u>	<u>\$ 529,221,564</u>		<u>\$ 886,010,000</u>	<u>\$ 831,740,000</u>	<u>\$ 203,769,063</u>	<u>\$ 1,035,509,063</u>

Bond Credit Ratings:

S&P AAA
Moody's Aa2

Note: No Outstanding Debt Obligations Are Secured By Ad Valorem Taxation.

a Encumbered balance of \$109,724,017

b Funds held in Trustee Account and released upon TWDB approvals. \$26,569,572 in proceeds are encumbered for the award of construction/engineering contracts.

North Texas Municipal Water District
Debt Information - Regional Wastewater System
As Of September 30, 2020

II. Purpose of Bonds

<u>Series</u>	<u>Description</u>
2012	(i) Construction of Odor Control Improvements at Rowlett Creek WWTP; (ii) Construction of Electrical Improvements at Mesquite WWTP; (iii) Construction of Other Improvements to the Regional Wastewater System; (iv) Fund Debt Service Reserve Fund; and (v) Pay Cost of Issuance of the Bonds.
2013	(i) Construction of Aeration System Improvements at Mesquite WWTP, Construction of Headworks Improvements at Wilson Creek WWTP, and Other Improvements to the Regional Wastewater System; (ii) Fund Debt Service Reserve Fund; and (iii) Pay Cost of Issuance of the Bonds.
2015	(i) Wilson Creek WWTP Advanced Treatment and Headworks Project, Mesquite WWTP Filter and Ultraviolet Improvements Project, and Other System Improvements; (ii) Refund a Portion of the District's Outstanding Debt (the "Refunded Obligations"); and (iii) Pay Cost of Issuance of the Bonds.
2016	(i) Construction of Rowlett Creek WWTP Peak Flow Improvements, Mesquite WWTP Filter and Ultraviolet Improvements and Other System Improvements; (ii) Refund a Portion of the District's Outstanding Bonds (the "Refunded Obligations"); (iii) Fund a Debt Service Reserve Fund; and (iv) Pay Cost of Issuance of the Bonds.
2017	(i) Construction and inspection of Wilson Creek WWTP expansion from 56 MGD to 64 MGD, Mesquite WWTP Filter and Ultraviolet Improvements, Property for a new 16 MGD RWWTP, Design of the Rowlett Creek WWTP Peak Flow Phase II and other System Improvements; (ii) Fund a Debt Service Reserve Fund; and (iii) Pay Cost of Issuance of the Bonds.
2017A	(i) Refund a Portion of the District's Outstanding Debt (the "Refunded Obligations"); and (ii) Pay Cost of Issuance of the Bonds.
2018	(i) Property Acquisition And Design Of A New 16 MGD RWWTP, Construction And Inspection Of Wilson Creek WWTP Electrical Improvement Phase II, Construction And Inspection Of Mesquite Influent Flow Handling And Secondary Clarifier Improvements And Other System Improvements; (ii) Fund The Debt Service Reserve Fund; and (iii) Pay Cost Of Issuance Of The Bonds.
2019	(i) Construction and Inspection of the Floyd Branch RWWTP Optimization Process Improvements, Design of the Regional Water Resource Facility, Construction and Inspection of the Wilson Creek RWWTP Maintenance Facility and Solids Operations Facility, and Other System Improvements; (ii) Fund the Debt Service Reserve Fund; and (iii) Pay Cost of Issuance of the Bonds.
2020	(i) Construction and Inspection of the Sister Grove Project and Other System Improvements; (ii) Fund the Debt Service Reserve Fund; and (iii) Pay a Portion of the Cost of Issuance of the Bonds.
2020A	(i) Design and Construction of the South Mesquite RWWTP System Peak Flow Management and Expansion Phase I; Construction and Inspection of the Rowlett Creek RWWTP Operations Building; Construction and Inspection of South Mesquite RWWTP Solids Handling Improvements; Construction of the Rowlett Creek RWWTP Electrical Improvement; Design of Floyd Branch RWWTP Peak Flow Management and other System Improvements; (ii) Fund the Debt Service Reserve Fund; and (iii) Pay a Portion of the Cost of Issuance of the Bonds.

North Texas Municipal Water District
Debt Information - Regional Wastewater System
As Of September 30, 2020

III. Source of Payments

Entity
City of Allen
City of Forney
City of Frisco
City of Heath
City of McKinney
City of Melissa
City of Mesquite
City of Plano
City of Princeton
City of Prosper
City of Richardson
City of Rockwall
City of Seagoville

North Texas Municipal Water District
Debt Information - Regional Solid Waste System
As Of September 30, 2020

I. Outstanding Bonds

Series	Dated	Total Proceeds Received	Spent Proceeds	Unspent Proceeds	Final Maturity	Future Debt Service Requirements			
						Original Par Amount	Principal	Interest	Total
2015	11/15/15	\$ 14,914,261	\$ 14,914,261	\$ -	9/1/35	\$ 18,310,000	\$ 14,235,000	\$ 4,043,644	\$ 18,278,644
2016	11/15/16	\$ 7,333,308	\$ 7,281,020	\$ 52,288	9/1/36	\$ 19,050,000	\$ 16,800,000	\$ 4,754,075	\$ 21,554,075
2017	11/15/17	\$ 19,863,747	\$ 19,523,078	\$ 340,669	9/1/37	\$ 20,230,000	\$ 18,145,000	\$ 5,908,794	\$ 24,053,794
Total		<u>\$ 42,111,316</u>	<u>\$ 41,718,360</u>	<u>\$ 392,956</u>		<u>\$ 57,590,000</u>	<u>\$ 49,180,000</u>	<u>\$ 14,706,513</u>	<u>\$ 63,886,513</u>

Bond Credit Ratings:

S&P AA
Moody's Aa2

Note: No Outstanding Debt Obligations Are Secured By Ad Valorem Taxation.

North Texas Municipal Water District
Debt Information - Regional Solid Waste System
As Of September 30, 2020

II. Purpose of Bonds

<u>Series</u>	<u>Description</u>
2015	(i) Construction of Transfer Station Improvements and an 11 Acre Expansion of the 121 Regional Disposal Composting Facility; (ii) Refunding a Portion of the District's Outstanding Debt (the "Refunded Bonds"); and (iii) Pay Cost of Issuance of the Bonds.
2016	(i) Construction of 121 Regional Disposal Facility Concrete Pavement Improvements, 121 Regional Disposal Facility Leachate Lift Station and Pipeline, and Other System Improvements; (ii) Fund the Debt Service Reserve Fund; (iii) Refunding a Portion of the District's Outstanding Debt (the "Refunded Bonds"); and (iv) Pay Cost of Issuance of the Bonds.
2017	(i) 121 Regional Disposal Facility Cell Construction, Pavement Improvements, and Other System Improvements; (ii) Fund the Debt Service Reserve Fund; and (iii) Pay Cost of Issuance of the Bonds.

North Texas Municipal Water District
Debt Information - Regional Solid Waste System
As Of September 30, 2020

III. Source of Payments

Entity

- City of Allen
- City of Frisco
- City of McKinney
- City of Plano
- City of Richardson

North Texas Municipal Water District
Debt Information - Upper East Fork Interceptor System
As Of September 30, 2020

I. Outstanding Bonds

Series	Dated					Future Debt Service Requirements			
		Total Proceeds Received	Spent Proceeds	Unspent Proceeds	Final Maturity	Original Par Amount	Principal	Interest	Total
2012	8/15/12	\$ 49,426,384	\$ 49,426,384	\$ -	6/1/32	\$ 57,205,000	\$ 35,595,000	\$ 7,452,250	\$ 43,047,250
2015	3/15/15	\$ 31,181,633	\$ 29,615,996	\$ 1,565,637	6/1/35	\$ 40,280,000	\$ 28,840,000	\$ 9,018,775	\$ 37,858,775
2016	8/15/16	\$ 24,322,424	\$ 23,136,230	\$ 1,186,194	6/1/46	\$ 39,470,000	\$ 35,150,000	\$ 15,106,450	\$ 50,256,450
2017	3/15/17	\$ 39,525,097	\$ 33,764,877	\$ 5,760,220	6/1/36	\$ 37,315,000	\$ 32,140,000	\$ 12,425,400	\$ 44,565,400
2017A	12/1/17	\$ -	\$ -	\$ -	6/1/29	\$ 29,525,000	\$ 27,260,000	\$ 7,340,500	\$ 34,600,500
2018	2/15/18	\$ 56,973,484	\$ 31,748,108	\$ 25,225,376	6/1/37	\$ 56,540,000	\$ 52,035,000	\$ 19,298,181	\$ 71,333,181
2019	7/15/19	\$ 51,269,977	\$ 913,237	\$ 50,356,740	6/1/49	\$ 29,525,000	\$ 48,210,000	\$ 26,512,700	\$ 74,722,700
2020	5/15/20	\$ 59,919,297	\$ 129,632	\$ 59,789,666	6/1/50	\$ 57,800,000	\$ 57,800,000	\$ 31,704,035	\$ 89,504,035
Total		<u>\$ 312,618,296</u>	<u>\$ 168,734,463</u>	<u>\$ 143,883,833</u>		<u>\$ 347,660,000</u>	<u>\$ 317,030,000</u>	<u>\$ 128,858,291</u>	<u>\$ 445,888,291</u>

Bond Credit Ratings:

S&P AAA
Moody's Aa1

Note: No Outstanding Debt Obligations Are Secured By Ad Valorem Taxation.

North Texas Municipal Water District
Debt Information - Upper East Fork Interceptor System
As Of September 30, 2020

II. Purpose of Bonds

<u>Series</u>	<u>Description</u>
2012	(i) Construction of the Lower Cottonwood Gravity Outfall, the Wilson Creek Interceptor, the Dublin Road Relift Station, and Various Other Wastewater Interceptor Pipelines and Related Facilities; (ii) Refunding a Portion of the District's Outstanding Debt (the "Refunded Obligations"); (iii) Fund the Debt Service Reserve Fund; and (iv) Pay Cost of Issuance of the Bonds.
2015	(i) Construction of Improvements for the Lower Rowlett Creek Lift Station, Richardson Spring Creek Lift Station and Beck Branch Lift Station; Installation of Generators for the Preston Road Lift Station, Prairie Creek Lift Station, Beck Branch Lift Station, McKinney Lift Station, and Wilson Creek Lift Station, and Other System Improvements; (ii) Refunding a Portion of the District's Outstanding Debt (the "Refunded Obligations"); (iii) Fund the Debt Service Reserve Fund; and (iv) Pay the Cost of Issuance of the Bonds.
2016	(i) Construction of North McKinney Interceptor Improvements, Lower Rowlett Creek and Lower Cottonwood Creek Lift Station Improvements, Lower White Rock Lift Station Improvements, and Other System Improvements; (ii) Refunding a Portion of the District's Outstanding Bonds; and (iii) Pay the Cost of Issuance of the Bonds.
2017	(i) Construction and Inspection of Princeton Lift Station Improvements and Parallel Force Main, Construction of Lower White Rock Lift Station Improvements, System Capacity Assessment Phase II, Right of Way for Beck Branch Parallel Interceptor Sewer Improvements, Property Acquisition for Indian Creek Lift Station and Force Main Improvements and Other System Improvements; (ii) Fund the Debt Service Reserve Fund; and (iii) Pay the Cost of Issuance of the Bonds.
2017A	(i) Refund a Portion of the District's Outstanding Debt(the "Refunded Obligations"); and (ii) Pay Cost of Issuance of the Bonds.
2018	(i) Construction and Inspection of the Indian Creek Force Main No. 2 and Lift Station No. 2, Construction and Inspection of Beck Branch Parallel Interceptor Improvements, Construction and Inspection of Plano Spring Creek Lift Station No. 2 Improvements and Other System Improvements; (ii) Fund the Debt Service Reserve Fund; and (iii) Pay the Cost of Issuance of the Bonds.
2019	(i) Construction and Inspection of the Plano Spring Creek Force Main Parallel, Plano Spring Creek Lift Station No. 2 Improvements, Wilson Creek Station Improvements, and Other System Improvements; (ii) Fund the Debt Service Reserve Fund; and (iii) Pay the Cost of Issuance of the Bonds.
2020	(i) Construction and Inspection of the North McKinney Parallel Interceptor, Wilson Creek Lift Station Improvements, Sloan Creek Force Main, Wilson Creek Transfer Force Main, McKinney-Prosper Transfer Sewer Phase I and Other System Improvements; (ii) Fund the Debt Service Reserve Fund; and (iii) Pay the Cost of Issuance of the Bonds.

North Texas Municipal Water District
Debt Information - Upper East Fork Interceptor System
As Of September 30, 2020

III. Source of Payments

Entity
City of Allen
City of Frisco
City of McKinney
City of Melissa
City of Plano
City of Princeton
City of Prosper
City of Richardson

North Texas Municipal Water District**Debt Information - Little Elm Water Transmission Facilities****As Of September 30, 2020****I. Outstanding Bonds**

Series	Dated	Total Proceeds Received	Spent Proceeds	Unspent Proceeds	Final Maturity	Future Debt Service Requirements			
						Original Par Amount	Principal	Interest	Total
2013	1/1/13	\$ -	\$ -	\$ -	6/1/23	\$ 3,555,000	\$ 1,175,000	\$ 47,500	\$ 1,222,500
Total		<u>\$ -</u>	<u>\$ -</u>	<u>\$ -</u>		<u>\$ 3,555,000</u>	<u>\$ 1,175,000</u>	<u>\$ 47,500</u>	<u>\$ 1,222,500</u>

Bond Credit Ratings:

Moody's Aa3

Note: No Outstanding Debt Obligations Are Secured By Ad Valorem Taxation.

North Texas Municipal Water District
Debt Information - Little Elm Water Transmission Facilities
As Of September 30, 2020

II. Purpose of Bonds

<u>Series</u>	<u>Description</u>
2013	(i) Refund the 2003 Bonds; and (ii) Pay Cost of Issuance of the Bonds.

North Texas Municipal Water District
Debt Information - Little Elm Water Transmission Facilities
As Of September 30, 2020

III. Source of Payments

<u>Entity</u>
City of Little Elm

North Texas Municipal Water District
Debt Information - Rockwall-Heath Water Storage Facilities
As Of September 30, 2020

I. Outstanding Bonds

Series	Dated	Total Proceeds Received	Spent Proceeds	Unspent Proceeds	Final Maturity	Future Debt Service Requirements			
						Original Par Amount	Principal	Interest	Total
2005	6/15/05	\$ 2,791,788	\$ 2,791,788	\$ -	6/1/25	\$ 3,020,000	\$ 1,025,000	\$ 133,338	\$ 1,158,338
Total		<u>\$ 2,791,788</u>	<u>\$ 2,791,788</u>	<u>\$ -</u>		<u>\$ 3,020,000</u>	<u>\$ 1,025,000</u>	<u>\$ 133,338</u>	<u>\$ 1,158,338</u>

Bond Credit Ratings:

S&P AA

Moody's A1

Note: No Outstanding Debt Obligations Are Secured By Ad Valorem Taxation.

North Texas Municipal Water District
Debt Information - Rockwall-Heath Water Storage Facilities
As Of September 30, 2020

II. Purpose of Bonds

<u>Series</u>	<u>Description</u>
2005	(i) Design and Construction of a 3 MG Water Storage Facility; (ii) Fund the Debt Service Fund; and (iii) Pay Cost of Issuance of the Bonds.

North Texas Municipal Water District
Debt Information - Rockwall-Heath Water Storage Facilities
As Of September 30, 2020

III. Source of Payments

<u>Entity</u>
City of Heath
City of Rockwall

North Texas Municipal Water District
Debt Information - Terrell Water Transmission Facilities
As Of September 30, 2020

I. Outstanding Bonds

Series	Dated	Total Proceeds Received	Spent Proceeds	Unspent Proceeds	Final Maturity	Future Debt Service Requirements			
						Original Par Amount	Principal	Interest	Total
2014	12/1/14	\$ -	\$ -	\$ -	6/1/35	\$ 10,465,000	\$ 8,430,000	\$ 2,805,275	\$ 11,235,275
Total		<u>\$ -</u>	<u>\$ -</u>	<u>\$ -</u>		<u>\$ 10,465,000</u>	<u>\$ 8,430,000</u>	<u>\$ 2,805,275</u>	<u>\$ 11,235,275</u>

Bond Credit Ratings:
S&P A

Note: No Outstanding Debt Obligations Are Secured By Ad Valorem Taxation.

North Texas Municipal Water District
Debt Information - Terrell Water Transmission Facilities
As Of September 30, 2020

II. Purpose of Bonds

<u>Series</u>	<u>Description</u>
2014	(i) Refund the 2005 Bonds; and (ii) Pay Cost of Issuance of the Bonds.

North Texas Municipal Water District
Debt Information - Terrell Water Transmission Facilities
As Of September 30, 2020

III. Source of Payments

<u>Entity</u>
City of Terrell

North Texas Municipal Water District
Debt Information - Rockwall Water Pump Station Facilities
As Of September 30, 2020

I. Outstanding Bonds

Series	Dated	Total Proceeds Received	Spent Proceeds	Unspent Proceeds	Final Maturity	Future Debt Service Requirements			
						Original Par Amount	Principal	Interest	Total
2006	3/15/06	\$ 1,977,855	\$ 1,977,855	\$ -	6/1/26	\$ 2,145,000	\$ 875,000	\$ 145,390	\$ 1,020,390
Total		<u>\$ 1,977,855</u>	<u>\$ 1,977,855</u>	<u>\$ -</u>		<u>\$ 2,145,000</u>	<u>\$ 875,000</u>	<u>\$ 145,390</u>	<u>\$ 1,020,390</u>

Bond Credit Ratings:

S&P AA

Moody's A1

Note: No Outstanding Debt Obligations Are Secured By Ad Valorem Taxation.

North Texas Municipal Water District
Debt Information - Rockwall Water Pump Station Facilities
As Of September 30, 2020

II. Purpose of Bonds

<u>Series</u>	<u>Description</u>
2006	(i) Design and Construction of a Pump Station; (ii) Fund the Debt Service Fund; and (iii) Pay Cost of Issuance of the Bonds.

North Texas Municipal Water District
Debt Information - Rockwall Water Pump Station Facilities
As Of September 30, 2020

III. Source of Payments

<u>Entity</u>
City of Rockwall

North Texas Municipal Water District**Debt Information - S. Rockwall (Buffalo Creek) Wastewater Treatment Plant****As Of September 30, 2020****I. Outstanding Bonds**

Series	Dated	Total Proceeds Received	Spent Proceeds	Unspent Proceeds	Final Maturity	Future Debt Service Requirements			
						Original Par Amount	Principal	Interest	Total
2008	11/15/08	\$ 2,626,353	\$ 2,626,353	\$ -	6/1/28	\$ 2,960,000	\$ 1,555,000	\$ 428,263	\$ 1,983,263
Total		<u>\$ 2,626,353</u>	<u>\$ 2,626,353</u>	<u>\$ -</u>		<u>\$ 2,960,000</u>	<u>\$ 1,555,000</u>	<u>\$ 428,263</u>	<u>\$ 1,983,263</u>

Bond Credit Ratings:

S&P AA

Moody's A1

Note: No Outstanding Debt Obligations Are Secured By Ad Valorem Taxation.

North Texas Municipal Water District

Debt Information - S. Rockwall (Buffalo Creek) Wastewater Treatment Plant

As Of September 30, 2020

II. Purpose of Bonds

<u>Series</u>	<u>Description</u>
2008	(i) Acquisition and Construction of Standby Power and Miscellaneous Improvements to the Existing 3.5 mgd Lift Station for the Buffalo Creek Plant; (ii) Installation of 8,500 feet of 18 inch and 24 inch Interceptor Line and Other Related Buffalo Creek Plant Improvements; (iii) Fund the Debt Service Fund; and (iv) Pay Cost of Issuance of the Bonds.

North Texas Municipal Water District
Debt Information - S. Rockwall (Buffalo Creek) Wastewater Treatment Plant
As Of September 30, 2020

III. Source of Payments

<u>Entity</u>
City of Rockwall

North Texas Municipal Water District

Debt Information - Panther Creek Wastewater Treatment Plant

As Of September 30, 2020

I. Outstanding Bonds

Series	Dated					Future Debt Service Requirements			
		Total Proceeds Received	Spent Proceeds	Unspent Proceeds	Final Maturity	Original Par Amount	Principal	Interest	Total
2014	10/1/14	\$ -	\$ -	\$ -	6/1/26	\$ 19,940,000	\$ 12,955,000	\$ 2,355,000	\$ 15,310,000
2017	12/1/17	\$ -	\$ -	\$ -	6/1/29	\$ 11,050,000	\$ 10,165,000	\$ 2,583,600	\$ 12,748,600
2020	4/15/20	\$ 5,373,263	\$ 227,333	\$ 5,145,930	6/1/40	\$ 5,200,000	\$ 5,200,000	\$ 1,906,644	\$ 7,106,644
Total		\$ 5,373,263	\$ 227,333	\$ 5,145,930		\$ 36,190,000	\$ 28,320,000	\$ 6,845,244	\$ 35,165,244

Bond Credit Ratings:

S&P AA-

Moody's Aa3

Note: No Outstanding Debt Obligations Are Secured By Ad Valorem Taxation.

North Texas Municipal Water District

Debt Information - Panther Creek Wastewater Treatment Plant

As Of September 30, 2020

II. Purpose of Bonds

<u>Series</u>	<u>Description</u>
2014	(i) Refund the 2006 Bonds; and (ii) Pay Cost of Issuance of the Bonds.
2017	(i) Refund a Portion of the District's Outstanding Debt (the "Refunded Obligations"); and (ii) Pay Cost of Issuance of the Bonds.
2020	(i) Design of Panther Creek WWTP Expansion to 15 MGD; (ii) Fund the Debt Service Fund; and (iii) Pay Cost of Issuance of the Bonds.

North Texas Municipal Water District
Debt Information - Panther Creek Wastewater Treatment Plant
As Of September 30, 2020

III. Source of Payments

<u>Entity</u>
City of Frisco

North Texas Municipal Water District
Debt Information - Sabine Creek Wastewater Treatment Plant
As Of September 30, 2020

I. Outstanding Bonds

Series	Dated	Total Proceeds Received	Spent Proceeds	Unspent Proceeds	Final Maturity	Future Debt Service Requirements			
						Original Par Amount	Principal	Interest	Total
2012	10/1/12	\$ -	\$ -	\$ -	6/1/23	\$ 5,785,000	\$ 1,975,000	\$ 119,700	\$ 2,094,700
2016	9/15/16	\$ 10,935,000	\$ 10,888,090	\$ 46,910	6/1/36	\$ 11,120,000	\$ 9,555,000	\$ 2,628,938	\$ 12,183,938
Total		<u>\$ 10,935,000</u>	<u>\$ 10,888,090</u>	<u>\$ 46,910</u>		<u>\$ 16,905,000</u>	<u>\$ 11,530,000</u>	<u>\$ 2,748,638</u>	<u>\$ 14,278,638</u>

Bond Credit Ratings:

S&P A-
Moody's A2

Note: No Outstanding Debt Obligations Are Secured By Ad Valorem Taxation.

North Texas Municipal Water District
Debt Information - Sabine Creek Wastewater Treatment Plant
As Of September 30, 2020

II. Purpose of Bonds

<u>Series</u>	<u>Description</u>
2012	(i) Refund the 2003 Bonds; and (ii) Pay Cost of Issuance of the Bonds.
2016	(i) Expand the Capacity of the Sabine Creek RWWTP from 1.5 MGD to 3.0 MGD; (ii) Fund a Debt Service Reserve Fund, and (iii) Pay Cost of Issuance of the Bonds.

North Texas Municipal Water District
Debt Information - Sabine Creek Wastewater Treatment Plant
As Of September 30, 2020

III. Source of Payments

<u>Entity</u>
City of Fate
City of Royse City

North Texas Municipal Water District

Debt Information - Stewart Creek West Wastewater Treatment Plant

As Of September 30, 2020

I. Outstanding Bonds

Series	Dated	Total Proceeds Received	Spent Proceeds	Unspent Proceeds	Final Maturity	Future Debt Service Requirements			
						Original Par Amount	Principal	Interest	Total
2015	9/15/15	\$ 65,783,867	\$ 63,761,657	\$ 2,022,210	6/1/35	\$ 65,845,000	\$ 53,220,000	\$ 18,176,400	\$ 71,396,400
Total		<u>\$ 65,783,867</u>	<u>\$ 63,761,657</u>	<u>\$ 2,022,210</u>		<u>\$ 65,845,000</u>	<u>\$ 53,220,000</u>	<u>\$ 18,176,400</u>	<u>\$ 71,396,400</u>

Bond Credit Ratings:

S&P AA-

Moody's Aa3

Note: No Outstanding Debt Obligations Are Secured By Ad Valorem Taxation.

North Texas Municipal Water District
Debt Information - Stewart Creek West Wastewater Treatment Plant
As Of September 30, 2020

II. Purpose of Bonds

<u>Series</u>	<u>Description</u>
2015	(i) Expansion of the Stewart Creek WWTP from 5 MGD to 10 MGD; (ii) Fund the Debt Service Reserve Fund; and (iii) Pay Cost of Issuance of the Bonds

North Texas Municipal Water District
Debt Information - Stewart Creek West Wastewater Treatment Plant
As Of September 30, 2020

III. Source of Payments

<u>Entity</u>
City of Frisco

North Texas Municipal Water District
Debt Information - Muddy Creek Wastewater Treatment Plant
As Of September 30, 2020

I. Outstanding Bonds

Series	Dated	Total Proceeds Received	Spent Proceeds	Unspent Proceeds	Final Maturity	Future Debt Service Requirements			
						Original Par Amount	Principal	Interest	Total
2012	4/15/12	\$ -	\$ -	\$ -	6/1/23	\$ 9,615,000	\$ 3,295,000	\$ 324,000	\$ 3,619,000
2016	3/15/16	\$ -	\$ -	\$ -	6/1/26	\$ 5,645,000	\$ 3,535,000	\$ 420,600	\$ 3,955,600
2019	2/15/19	\$ 8,588,869	\$ 6,893,266	\$ 1,695,602	6/1/38	\$ 8,540,000	\$ 7,860,000	\$ 2,649,919	\$ 10,509,919
Total		<u>\$ 8,588,869</u>	<u>\$ 6,893,266</u>	<u>\$ 1,695,602</u>		<u>\$ 23,800,000</u>	<u>\$ 14,690,000</u>	<u>\$ 3,394,519</u>	<u>\$ 18,084,519</u>

Bond Credit Ratings:

S&P AA-
Moody's A1

Note: No Outstanding Debt Obligations Are Secured By Ad Valorem Taxation.

North Texas Municipal Water District
Debt Information - Muddy Creek Wastewater Treatment Plant
As Of September 30, 2020

II. Purpose of Bonds

<u>Series</u>	<u>Description</u>
2012	(i) Refund the 2003 Bonds; and (ii) Pay Cost of Issuance of the Bonds.
2016	(i) Refund \$5,755,000 of the 2006 Bonds; and (ii) Pay Cost of Issuance of the Bonds.
2019	(i) Acquisition and Construction of an Aeration Basin, Odor Control, Backup Power and Other Improvements to the Muddy Creek WWTP; (ii) Fund the Debt Service Reserve Fund; and (iii) Pay Cost of Issuance of the Bonds.

North Texas Municipal Water District
Debt Information - Muddy Creek Wastewater Treatment Plant
As Of September 30, 2020

III. Source of Payments

<u>Entity</u>
City of Murphy
City of Wylie

North Texas Municipal Water District
Debt Information - Lower East Fork Interceptor
As Of September 30, 2020

I. Outstanding Bonds

Series	Dated	Total Proceeds Received	Spent Proceeds	Unspent Proceeds	Final Maturity	Future Debt Service Requirements			
						Original Par Amount	Principal	Interest	Total
2016	3/15/16	\$ -	\$ -	\$ -	6/1/26	\$ 10,745,000	\$ 6,930,000	\$ 899,100	\$ 7,829,100
Total		<u>\$ -</u>	<u>\$ -</u>	<u>\$ -</u>		<u>\$ 10,745,000</u>	<u>\$ 6,930,000</u>	<u>\$ 899,100</u>	<u>\$ 7,829,100</u>

Bond Credit Ratings:

S&P AA
Moody's Aa2

Note: No Outstanding Debt Obligations Are Secured By Ad Valorem Taxation.

North Texas Municipal Water District
Debt Information - Lower East Fork Interceptor
As Of September 30, 2020

II. Purpose of Bonds

<u>Series</u>	<u>Description</u>
2016	(i) Refund \$11,715,000 of the 2006 Bonds; and (ii) Pay Cost Issuance of Bonds.

North Texas Municipal Water District
Debt Information - Lower East Fork Interceptor
As Of September 30, 2020

III. Source of Payments

<u>Entity</u>
City of Mesquite
City of Seagoville

North Texas Municipal Water District
Debt Information - Muddy Creek Interceptor
As Of September 30, 2020

I. Outstanding Bonds

Series	Dated	Total Proceeds Received	Spent Proceeds	Unspent Proceeds	Final Maturity	Future Debt Service Requirements			
						Original Par Amount	Principal	Interest	Total
2014	10/1/14	\$ -	\$ -	\$ -	6/1/24	\$ 2,135,000	\$ 950,000	\$ 74,700	\$ 1,024,700
Total		<u>\$ -</u>	<u>\$ -</u>	<u>\$ -</u>		<u>\$ 2,135,000</u>	<u>\$ 950,000</u>	<u>\$ 74,700</u>	<u>\$ 1,024,700</u>

Bond Credit Ratings:
S&P AA-

Note: No Outstanding Debt Obligations Are Secured By Ad Valorem Taxation.

North Texas Municipal Water District
Debt Information - Muddy Creek Interceptor
As Of September 30, 2020

II. Purpose of Bonds

<u>Series</u>	<u>Description</u>
2014	(i) Refund the 2004 Bonds; and (ii) Pay Cost of Issuance of the Bonds.

North Texas Municipal Water District
Debt Information - Muddy Creek Interceptor
As Of September 30, 2020

III. Source of Payments

<u>Entity</u>
City of Murphy
City of Wylie

North Texas Municipal Water District
Debt Information - Parker Creek Interceptor
As Of September 30, 2020

I. Outstanding Bonds

Series	Dated	Total Proceeds Received	Spent Proceeds	Unspent Proceeds	Final Maturity	Future Debt Service Requirements			
						Original Par Amount	Principal	Interest	Total
2003	5/1/03	\$ 2,115,449	\$ 2,115,449	\$ -	6/1/23	\$ 2,615,000	\$ 600,000	\$ 62,525	\$ 662,525
Total		<u>\$ 2,115,449</u>	<u>\$ 2,115,449</u>	<u>\$ -</u>		<u>\$ 2,615,000</u>	<u>\$ 600,000</u>	<u>\$ 62,525</u>	<u>\$ 662,525</u>

Bond Credit Ratings:

S&P A-
Moody's A2

Note: No Outstanding Debt Obligations Are Secured By Ad Valorem Taxation.

North Texas Municipal Water District
Debt Information - Parker Creek Interceptor
As Of September 30, 2020

II. Purpose of Bonds

<u>Series</u>	<u>Description</u>
2003	(i) Design and Construction of a Wastewater Interceptor Pipeline and Related Facilities; (ii) Acquisition of Right-of-Way; (iii) Fund the Debt Service Fund; (iv) Provide Funds to Pay Interest on the Bonds During Construction; and (v) Pay Cost of Issuance of the Bonds.

North Texas Municipal Water District
Debt Information - Parker Creek Interceptor
As Of September 30, 2020

III. Source of Payments

<u>Entity</u>
City of Fate
City of Royse City

North Texas Municipal Water District
Debt Information - Sabine Creek Interceptor
As Of September 30, 2020

I. Outstanding Bonds

Series	Dated	Total Proceeds Received	Spent Proceeds	Unspent Proceeds	Final Maturity	Future Debt Service Requirements			
						Original Par Amount	Principal	Interest	Total
2003	5/1/03	\$ 1,711,163	\$ 1,711,163	\$ -	6/1/23	\$ 2,115,000	\$ 485,000	\$ 50,481	\$ 535,481
Total		<u>\$ 1,711,163</u>	<u>\$ 1,711,163</u>	<u>\$ -</u>		<u>\$ 2,115,000</u>	<u>\$ 485,000</u>	<u>\$ 50,481</u>	<u>\$ 535,481</u>

Bond Credit Ratings:

S&P A-
Moody's A2

Note: No Outstanding Debt Obligations Are Secured By Ad Valorem Taxation.

North Texas Municipal Water District
Debt Information - Sabine Creek Interceptor
As Of September 30, 2020

II. Purpose of Bonds

<u>Series</u>	<u>Description</u>
2003	(i) Design and Construction of a Wastewater Interceptor Pipeline and Related Facilities; (ii) Acquisition of Right-of-Way; (iii) Fund the Debt Service Fund; (iv) Provide Funds to Pay Interest on the Bonds During Construction; and (v) Pay Cost of Issuance of the Bonds.

North Texas Municipal Water District
Debt Information - Sabine Creek Interceptor
As Of September 30, 2020

III. Source of Payments

<u>Entity</u>
City of Royse City

North Texas Municipal Water District
Debt Information - Buffalo Creek Interceptor
As Of September 30, 2020

I. Outstanding Bonds

Series	Dated	Total Proceeds Received	Spent Proceeds	Unspent Proceeds	Final Maturity	Future Debt Service Requirements			
						Original Par Amount	Principal	Interest	Total
2007	7/15/07	\$ 3,006,223	\$ 3,006,223	\$ -	6/1/27	\$ 3,045,000	\$ -	\$ -	\$ -
2012	4/15/12	\$ -	\$ -	\$ -	6/1/24	\$ 10,005,000	\$ 4,645,000	\$ 496,100	\$ 5,141,100
2019	9/15/19	\$ 18,990,000	\$ 13,341,708	\$ 5,648,292	6/1/49	\$ 9,400,000	\$ 8,965,000	\$ 4,086,888	\$ 13,051,888
Total		<u>\$ 21,996,223</u>	<u>\$ 16,347,930</u>	<u>\$ 5,648,292</u>		<u>\$ 22,450,000</u>	<u>\$ 13,610,000</u>	<u>\$ 4,582,988</u>	<u>\$ 18,192,988</u>

Bond Credit Ratings:

S&P AA
Moody's A1

Note: No Outstanding Debt Obligations Are Secured By Ad Valorem Taxation.

North Texas Municipal Water District
Debt Information - Buffalo Creek Interceptor
As Of September 30, 2020

II. Purpose of Bonds

<u>Series</u>	<u>Description</u>
2007	(i) Acquisition, Construction, and Improvement of the Buffalo Creek Wastewater Interceptor Pipeline and Related Facilities; (ii) Acquisition of Right-of-Way; (iii) Fund the Debt Service Fund; and (iv) Pay Cost of Issuance of the Bonds.
2012	(i) Refund the 2004 Bonds; and (ii) Pay Cost of Issuance of the Bonds.
2019	(i) Design, Acquisition, and Construction of the Parallel Interceptor Phase 1, Design of the Force Main Parallel, Design of the Lift Station Expansion, and Other System Improvements; (ii) Fund the Debt Service Fund; (iii) Refund the 2007 Bonds; and (iv) Pay Cost of Issuance of the Bonds.

North Texas Municipal Water District
Debt Information - Buffalo Creek Interceptor
As Of September 30, 2020

III. Source of Payments

<u>Entity</u>
City of Forney
City of Heath
City of Rockwall

North Texas Municipal Water District
Debt Information - Mustang Creek Interceptor
As Of September 30, 2020

I. Outstanding Bonds

Series	Dated	Total Proceeds Received	Spent Proceeds	Unspent Proceeds	Final Maturity	Future Debt Service Requirements			
						Original Par Amount	Principal	Interest	Total
2012	8/15/12	\$ 10,019,906	\$ 10,019,906	\$ -	6/1/42	\$ 10,620,000	\$ 9,010,000	\$ 4,269,131	\$ 13,279,131
2019	3/15/19	\$ 18,990,000	\$ 10,533,847	\$ 8,456,153	6/1/48	\$ 19,620,000	\$ 18,940,000	\$ 10,852,081	\$ 29,792,081
2020	4/15/20	\$ 4,032,447	\$ 2,614,803	\$ 1,417,645	6/1/50	\$ 4,215,000	\$ 4,215,000	\$ 2,213,130	\$ 6,428,130
Total		<u>\$ 33,042,353</u>	<u>\$ 23,168,555</u>	<u>\$ 9,873,798</u>		<u>\$ 34,455,000</u>	<u>\$ 32,165,000</u>	<u>\$ 17,334,343</u>	<u>\$ 49,499,343</u>

Bond Credit Ratings:

S&P A+
Moody's A1

Note: No Outstanding Debt Obligations Are Secured By Ad Valorem Taxation.

North Texas Municipal Water District
Debt Information - Mustang Creek Interceptor
As Of September 30, 2020

II. Purpose of Bonds

<u>Series</u>	<u>Description</u>
2012	(i) Acquisition, Construction, and Improvement of the Mustang Creek Wastewater Interceptor System; (ii) Fund the Debt Service Fund; and (iii) Pay Cost of Issuance of the Bonds.
2019	(i) Acquisition, Construction, and Improvement of the Mustang Creek Wastewater Interceptor System, Lift Station, and Other System Improvements; (ii) Fund the Debt Service Fund; and (iii) Pay Cost of Issuance of the Bonds.
2020	(i) Acquisition, Construction, and Improvement of the Mustang Creek Wastewater Interceptor System, Lift Station, and Other System Improvements; (ii) Fund the Debt Service Fund; and (iii) Pay Cost of Issuance of the Bonds.

North Texas Municipal Water District
Debt Information - Mustang Creek Interceptor
As Of September 30, 2020

III. Source of Payments

<u>Entity</u>
City of Forney

North Texas Municipal Water District
Debt Information - Parker Creek Parallel Interceptor
As Of September 30, 2020

I. Outstanding Bonds

Series	Dated	Total Proceeds Received	Spent Proceeds	Unspent Proceeds	Final Maturity	Future Debt Service Requirements			
						Original Par Amount	Principal	Interest	Total
2016	8/15/16	\$ 2,756,570	\$ 2,660,624	\$ 95,945	6/1/36	\$ 3,045,000	\$ 2,575,000	\$ 643,900	\$ 3,218,900
Total		<u>\$ 2,756,570</u>	<u>\$ 2,660,624</u>	<u>\$ 95,945</u>		<u>\$ 3,045,000</u>	<u>\$ 2,575,000</u>	<u>\$ 643,900</u>	<u>\$ 3,218,900</u>

Bond Credit Ratings:
S&P A-

Note: No Outstanding Debt Obligations Are Secured By Ad Valorem Taxation.

North Texas Municipal Water District
Debt Information - Parker Creek Parallel Interceptor
As Of September 30, 2020

II. Purpose of Bonds

<u>Series</u>	<u>Description</u>
2016	(i) Acquisition and Construction of the Parker Creek Parallel Wastewater Interceptor System; (ii) Fund the Debt Service Fund; and (iii) Pay Cost of Issuance of the Bonds.

North Texas Municipal Water District
Debt Information - Parker Creek Parallel Interceptor
As Of September 30, 2020

III. Source of Payments

<u>Entity</u>
City of Fate






Outstanding Debt Obligations - 2020 09 30 - HB 1378 (RR)

Final Audit Report

2020-12-31

Created:	2020-12-31
By:	Kathy Richmond (krichmond@ntmwd.com)
Status:	Signed
Transaction ID:	CBJCHBCAABAAFd6b6yW7ALTuLED6VDyjfKjcK9DyXrkB

"Outstanding Debt Obligations - 2020 09 30 - HB 1378 (RR)" History

-  Document created by Kathy Richmond (krichmond@ntmwd.com)
2020-12-31 - 5:07:59 PM GMT- IP address: 209.116.250.114
-  Document emailed to Rodney Rhoades (rrhoades@ntmwd.com) for signature
2020-12-31 - 5:08:20 PM GMT
-  Email viewed by Rodney Rhoades (rrhoades@ntmwd.com)
2020-12-31 - 5:23:42 PM GMT- IP address: 107.77.200.68
-  Document e-signed by Rodney Rhoades (rrhoades@ntmwd.com)
Signature Date: 2020-12-31 - 5:29:42 PM GMT - Time Source: server- IP address: 73.232.122.73
-  Agreement completed.
2020-12-31 - 5:29:42 PM GMT