

# Strategic Financial Plan Summary

## Muddy Creek Wastewater Treatment Plant

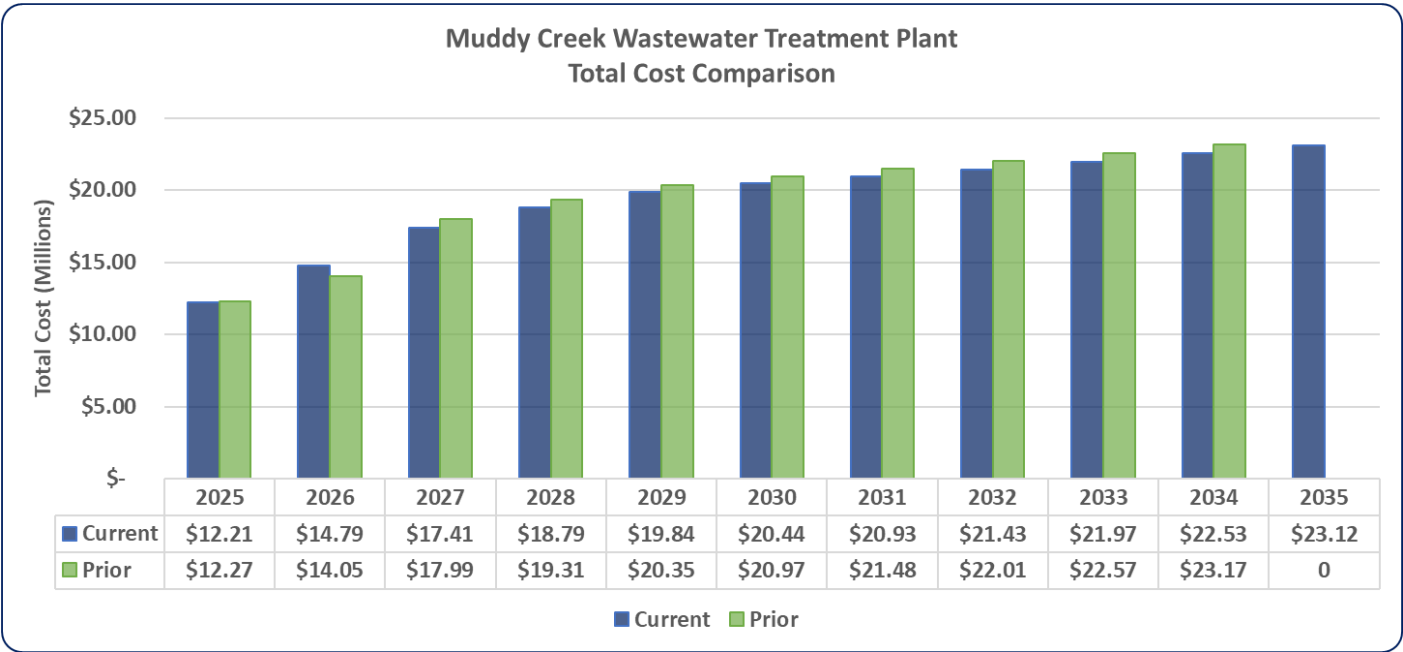
### Key Drivers

#### General

- The Strategic Financial Plans (SFPs) were prepared with reasonable assumptions on all current and future costs and factor in items such as inflation, future staffing, project timelines and financing costs
- Participant Cities: Murphy and Wylie

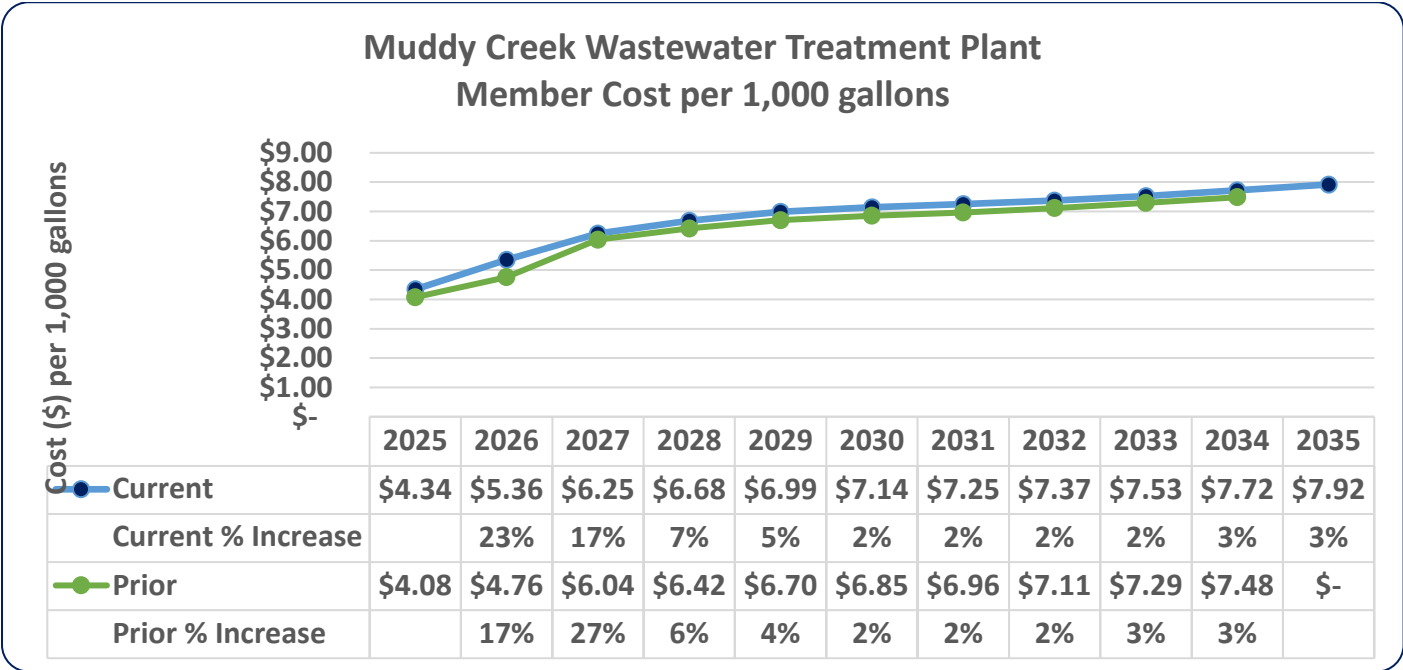
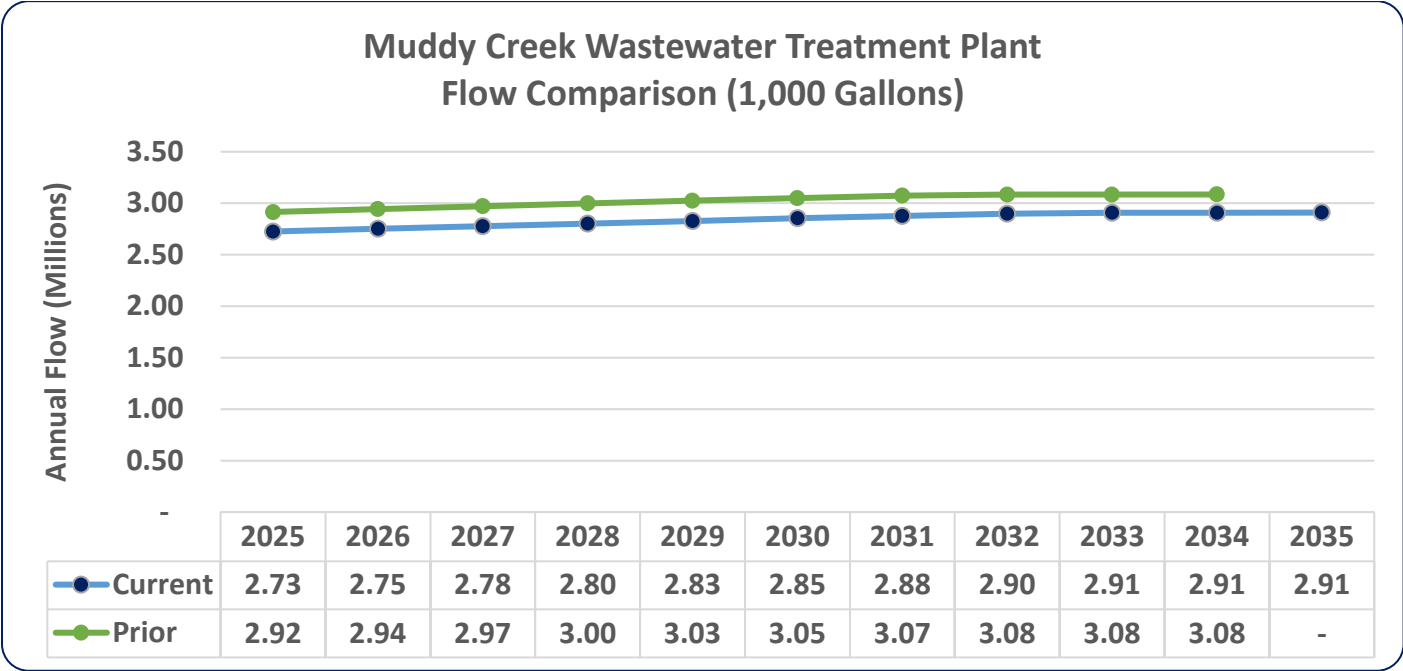
#### Long-Term Capital

- 2027: Muddy Creek WWTP Peak Flow Management Improvements – Design, Construction & Inspection – \$32.0M
  - Prior year SFP anticipated a project cost of \$30.5M
- Flow projections decreased which increased the cost per 1,000 gallons



# Strategic Financial Plan Summary

## Muddy Creek Wastewater Treatment Plant



\* The cost per 1,000 gallons is an estimate only which takes into consideration the budgeted and/or contracted flows along with future growth rates. Actual system costs are shared by system participations based on proportional or contracted flows.

# Strategic Financial Plan Summary

## Muddy Creek Wastewater Treatment Plant

Participant Costs	2025	2026	2027	2028	2029	2030	2031	2032	2033	2034	2035
Murphy	\$ 3,162,658	\$ 3,913,085	\$ 4,564,762	\$ 4,879,511	\$ 5,105,332	\$ 5,213,140	\$ 5,295,366	\$ 5,380,528	\$ 5,497,406	\$ 5,637,164	\$ 5,784,106
Wylie	\$ 8,678,037	\$ 10,826,311	\$ 12,790,344	\$ 13,844,647	\$ 14,665,510	\$ 15,159,155	\$ 15,561,481	\$ 15,977,850	\$ 16,398,538	\$ 16,818,258	\$ 17,259,289
Total	\$ 11,840,695	\$ 14,739,396	\$ 17,355,106	\$ 18,724,159	\$ 19,770,843	\$ 20,372,295	\$ 20,856,847	\$ 21,358,377	\$ 21,895,944	\$ 22,455,423	\$ 23,043,395

Participant Flows	2025	2026	2027	2028	2029	2030	2031	2032	2033	2034	2035
Murphy	730,680	730,680	730,680	730,680	730,680	730,680	730,680	730,680	730,680	730,680	730,680
Wylie	1,994,690	2,020,359	2,046,028	2,071,730	2,097,399	2,123,068	2,145,488	2,167,942	2,177,680	2,178,045	2,178,376
Total	2,725,370	2,751,039	2,776,708	2,802,410	2,828,079	2,853,748	2,876,168	2,898,622	2,908,360	2,908,725	2,909,056