

Strategic Financial Plan Summary

Muddy Creek Interceptor System

Key Drivers

General

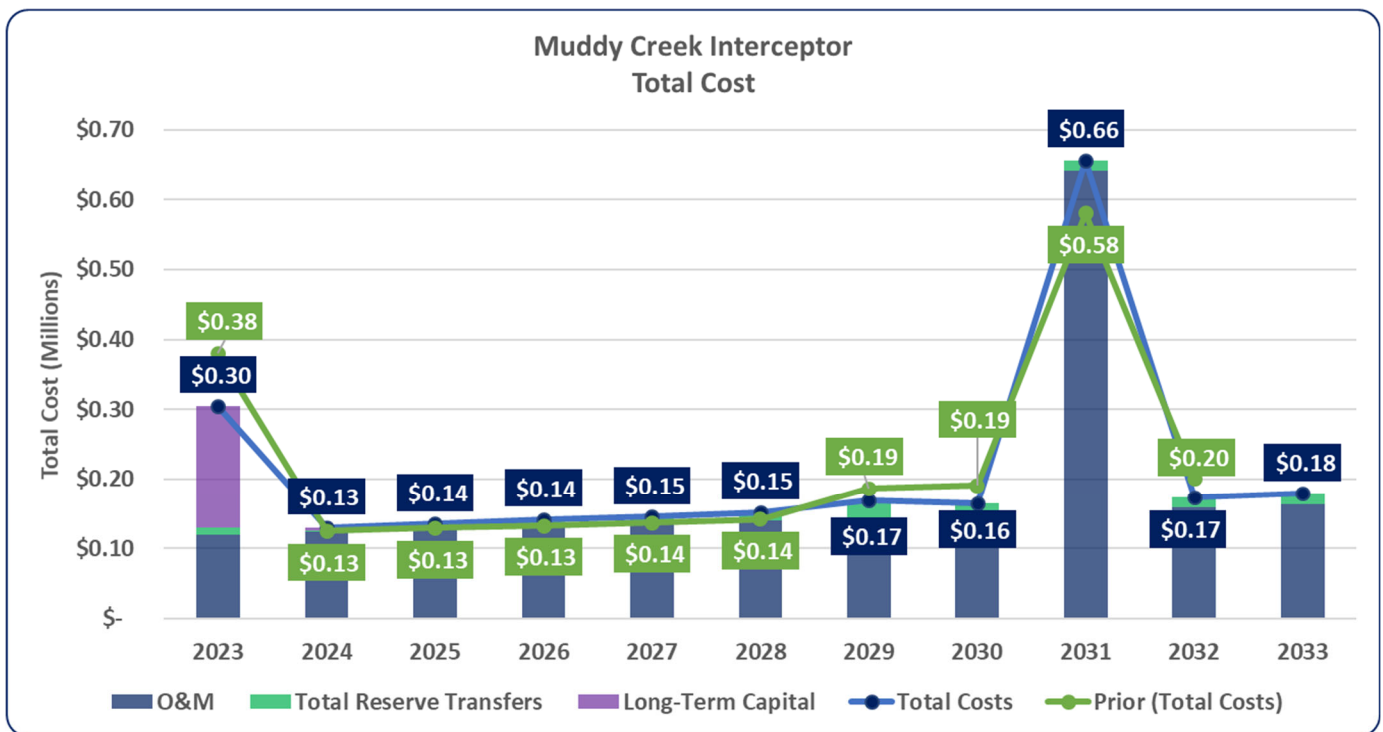
- The Strategic Financial Plans (SFPs) were prepared with reasonable assumptions on all current and future costs and factor in items such as inflation, future staffing, project timelines and financing costs.

Debt Service

- Existing debt service payments complete by 2024 and are paid via transfers from the debt service reserve fund

Preventative Maintenance Escrow

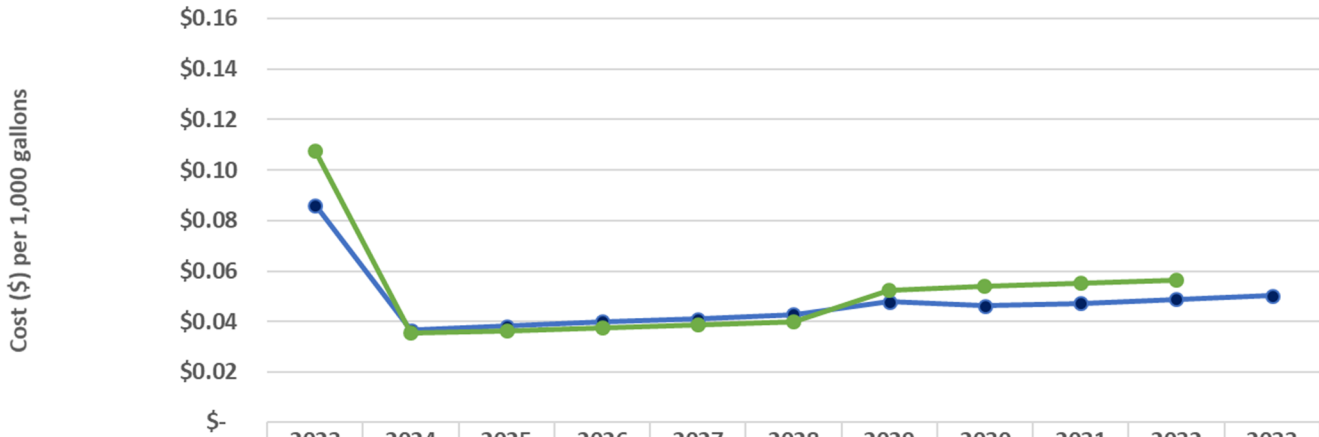
- 2023 - 2033 – Annual average transfer to Preventative Maintenance (PM) Escrow fund of \$12,400 in order to fund future planned pipeline inspections
- Pipeline inspections are planned in 2031 (\$385,000)
 - Expenses are expected to be paid for via transfers from the PM Escrow Fund



Strategic Financial Plan Summary

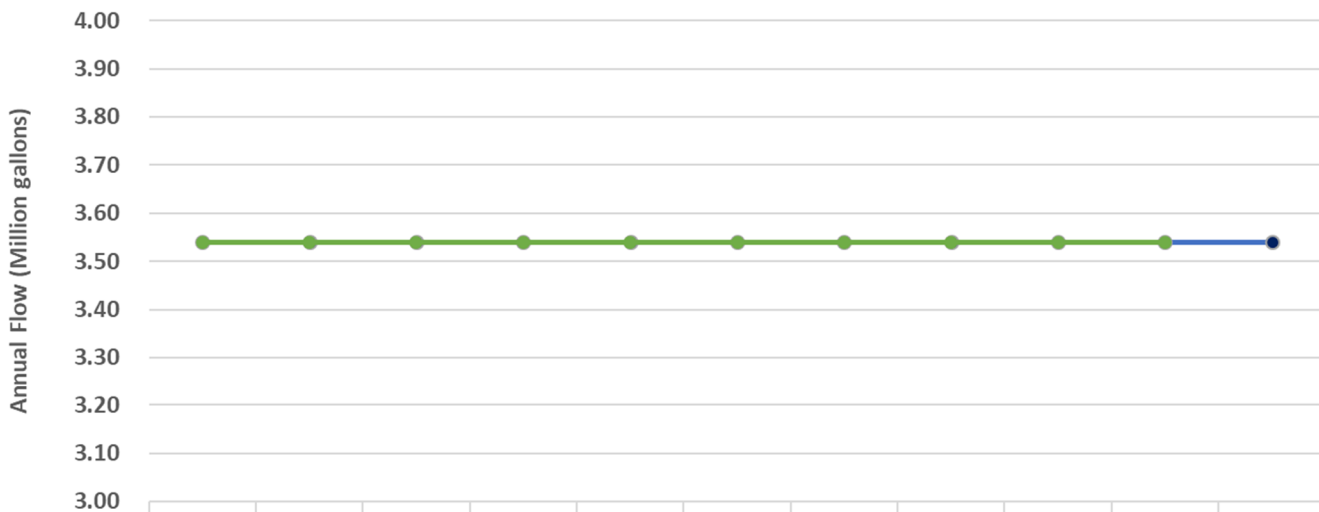
Muddy Creek Interceptor System

Muddy Creek Interceptor
Member Cost per 1,000 gallons



	2023	2024	2025	2026	2027	2028	2029	2030	2031	2032	2033
Current	\$0.09	\$0.04	\$0.04	\$0.04	\$0.04	\$0.04	\$0.05	\$0.05	\$0.05	\$0.05	\$0.05
Current % Increase		-57%	4%	5%	3%	5%	11%	-3%	2%	3%	3%
Prior	\$0.11	\$0.04	\$0.04	\$0.04	\$0.04	\$0.04	\$0.05	\$0.05	\$0.06	\$0.06	\$-
Prior % Increase		-67%	3%	3%	3%	3%	31%	2%	2%	3%	

Muddy Creek Interceptor
Flow Comparison



	2023	2024	2025	2026	2027	2028	2029	2030	2031	2032	2033
Current	3.54	3.54	3.54	3.54	3.54	3.54	3.54	3.54	3.54	3.54	3.54
Prior	3.54	3.54	3.54	3.54	3.54	3.54	3.54	3.54	3.54	3.54	-