

Strategic Financial Plan Summary

Sabine Creek Interceptor System

Key Drivers

General

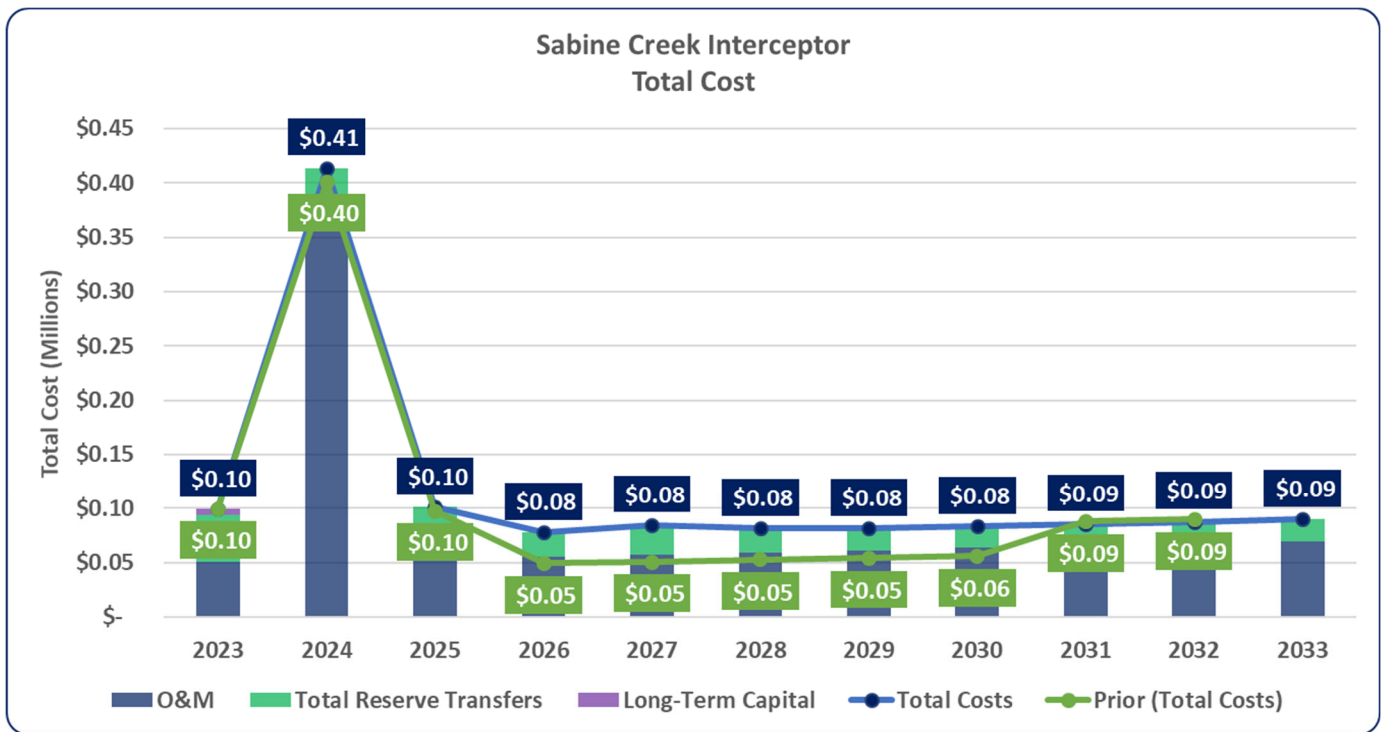
- The Strategic Financial Plans (SFPs) were prepared with reasonable assumptions on all current and future costs and factor in items such as inflation, future staffing, project timelines and financing costs.

Existing Debt

- 2023 – Existing debt paid off

Preventative Maintenance Escrow

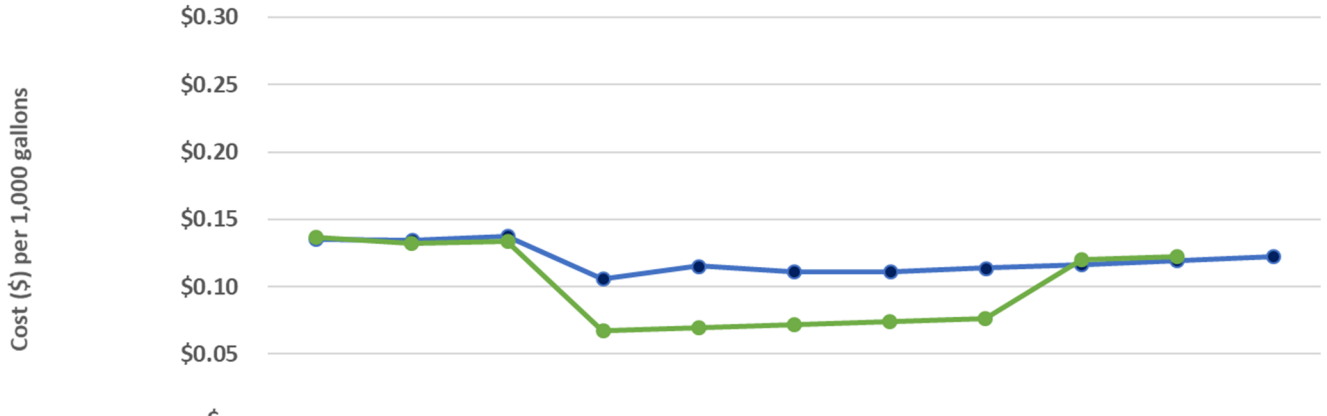
- 2023 - 2033 – Annual average transfer to Preventative Maintenance (PM) Escrow fund of \$28,000 in order to fund future planned pipeline inspections
- Pipeline inspections are planned in 2024 (\$305,200)
 - Expenses are expected to be paid for via transfers from the PM Escrow Fund



Strategic Financial Plan Summary

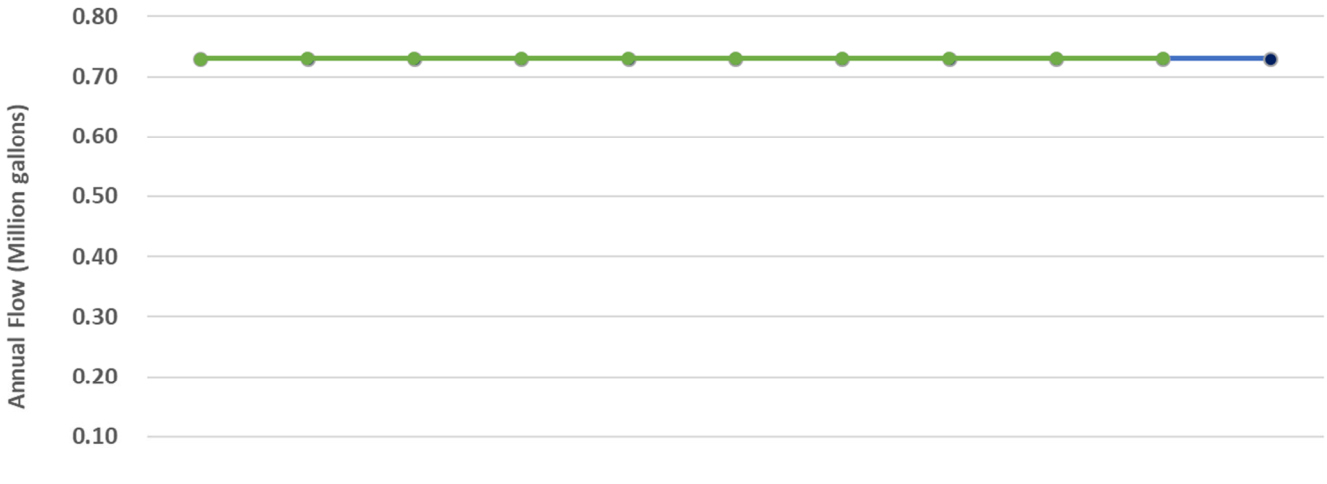
Sabine Creek Interceptor System

Sabine Creek Interceptor
Member Cost per 1,000 gallons



	2023	2024	2025	2026	2027	2028	2029	2030	2031	2032	2033
Current	\$0.14	\$0.13	\$0.14	\$0.11	\$0.12	\$0.11	\$0.11	\$0.11	\$0.12	\$0.12	\$0.12
Current % Increase		-1%	2%	-23%	9%	-4%	0%	2%	3%	3%	3%
Prior	\$0.14	\$0.13	\$0.13	\$0.07	\$0.07	\$0.07	\$0.07	\$0.08	\$0.12	\$0.12	\$-
Prior % Increase		-3%	2%	-50%	3%	3%	3%	3%	57%	2%	

Sabine Creek Interceptor
Flow Comparison



	2023	2024	2025	2026	2027	2028	2029	2030	2031	2032	2033
Current	0.73	0.73	0.73	0.73	0.73	0.73	0.73	0.73	0.73	0.73	0.73
Prior	0.73	0.73	0.73	0.73	0.73	0.73	0.73	0.73	0.73	0.73	-