

Strategic Financial Plan Summary

Regional Water System (Member)

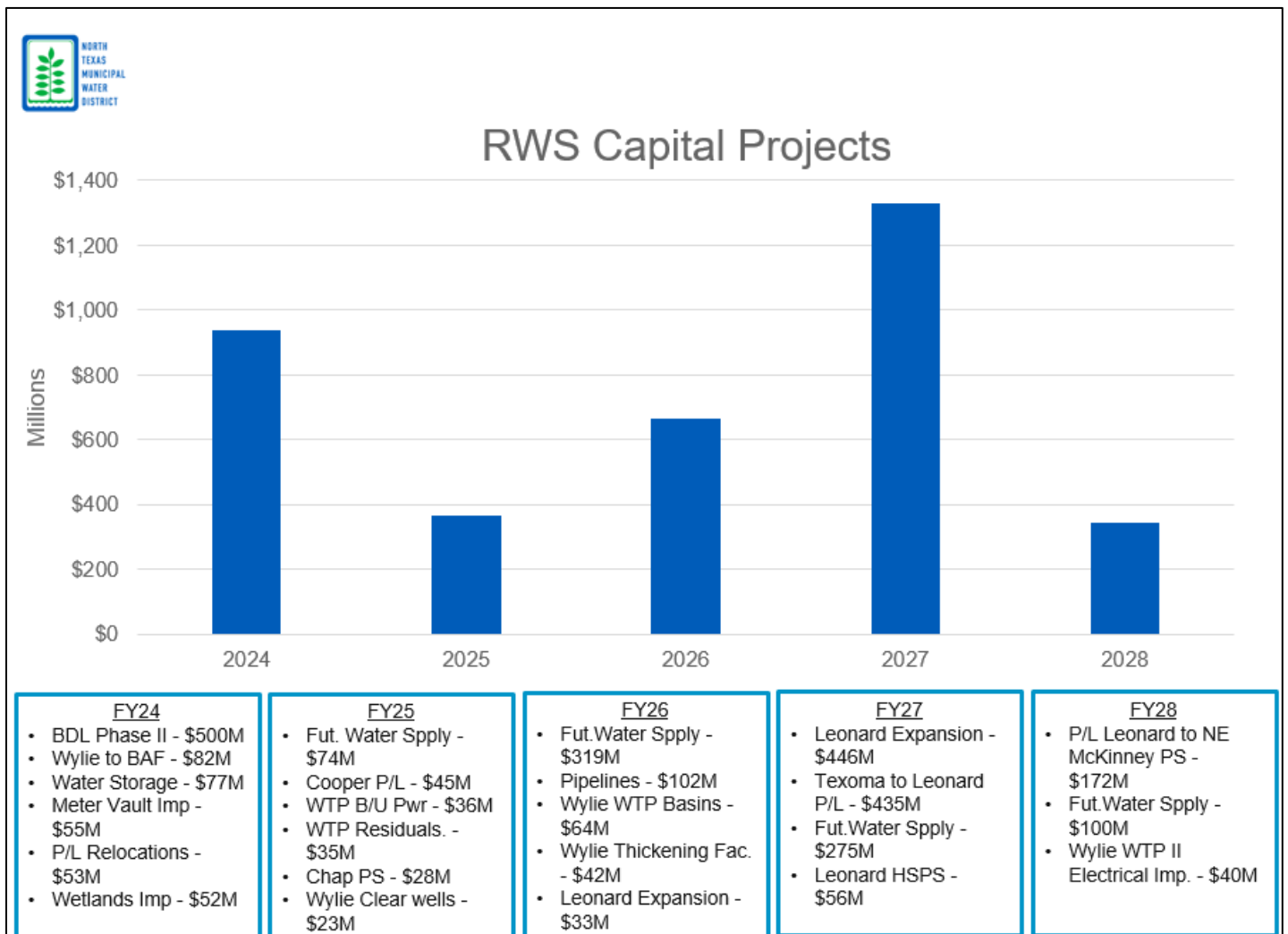
Key Drivers

General

- The Strategic Financial Plans (SFPs) were prepared with reasonable assumptions on all current and future costs and factor in items such as inflation, future staffing, project timelines and financing costs
- This Strategic Financial Plan assumes no change to customer premium

Long-Term Capital

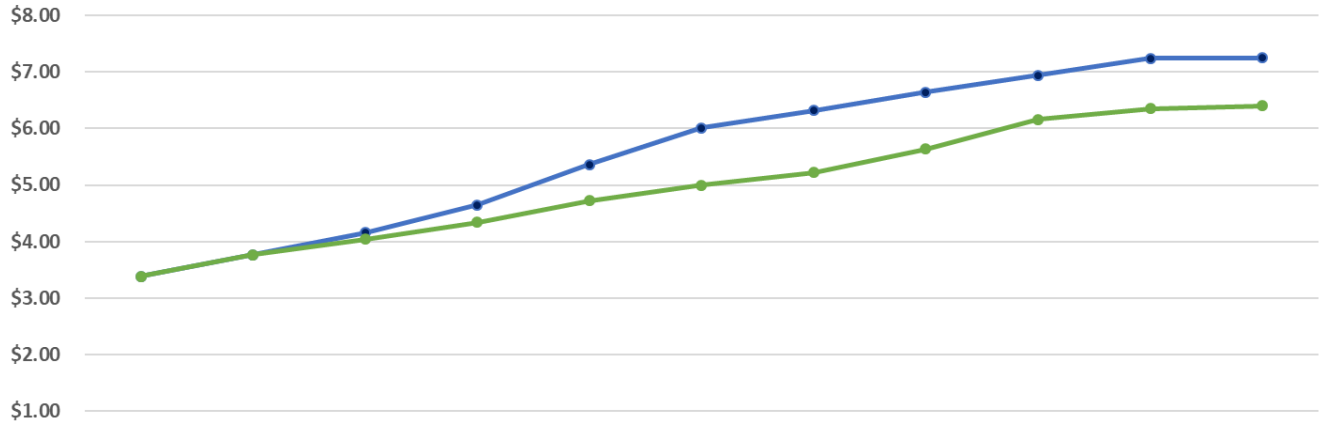
- With the increase in the size of the Extendable Commercial Paper (ECP) program to \$700M, the District will utilize ECP for the majority of funding projects and refund with bonds when appropriate. Refunding of ECP will occur on an as needed basis to manage the program and/or impacts on future rates.



Strategic Financial Plan Summary

Regional Water System (Member)

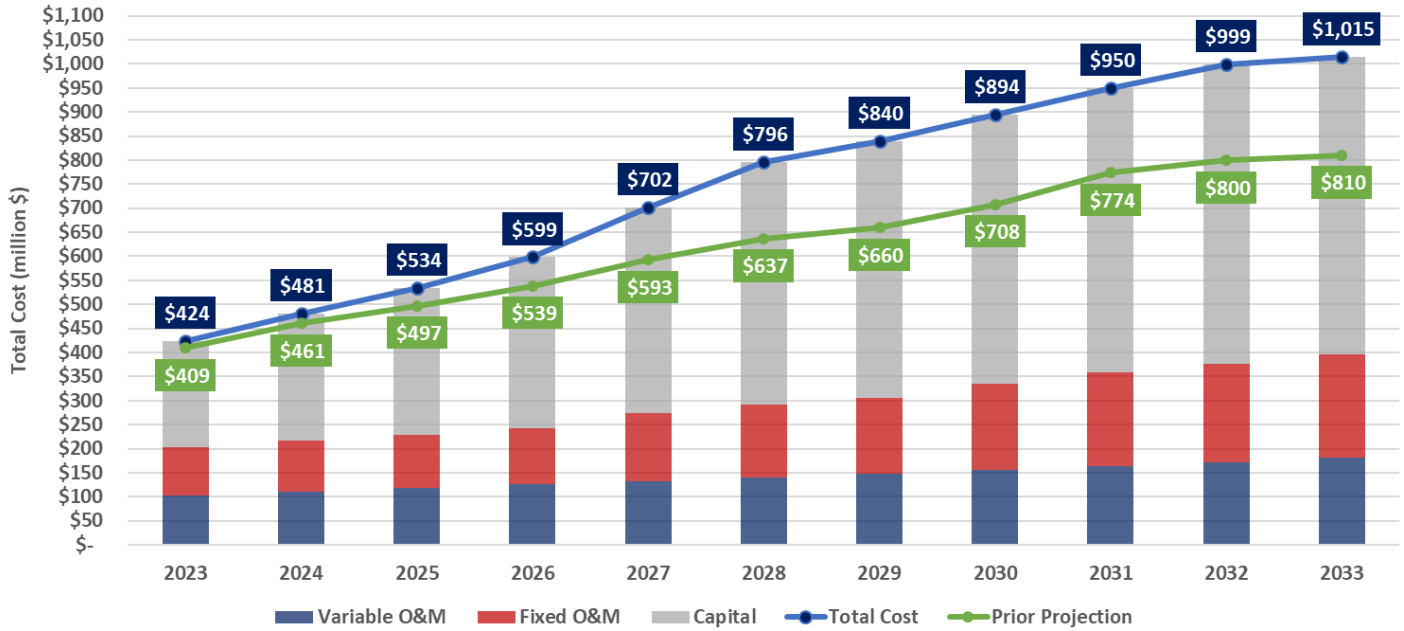
NTMWD Regional Water System
Member Rate Per 1,000 Gallons



\$-

	2023	2024	2025	2026	2027	2028	2029	2030	2031	2032	2033
Current	\$3.39	\$3.77	\$4.16	\$4.65	\$5.36	\$6.01	\$6.32	\$6.64	\$6.94	\$7.24	\$7.25
Curr Incr		11%	10%	12%	15%	12%	5%	5%	5%	4%	0%
Prior	\$3.39	\$3.77	\$4.04	\$4.34	\$4.72	\$5.00	\$5.22	\$5.64	\$6.16	\$6.35	\$6.39
Prior Incr		11%	7%	7%	9%	6%	4%	8%	9%	3%	1%

NTMWD Regional Water System
Total Cost (million \$)



Strategic Financial Plan Summary

Regional Water System (Member)

Member Costs	2023	2024	2025	2026	2027	2028	2029	2030	2031	2032	2033
Allen	\$ 21,511,191	\$ 24,115,942	\$ 26,825,903	\$ 30,228,188	\$ 35,125,465	\$ 39,703,602	\$ 41,819,072	\$ 44,078,969	\$ 46,294,761	\$ 48,547,002	\$ 48,882,542
Farmersville	\$ 929,430	\$ 1,068,266	\$ 1,307,173	\$ 1,620,295	\$ 2,071,130	\$ 2,575,244	\$ 2,767,072	\$ 3,037,891	\$ 3,391,428	\$ 3,860,862	\$ 4,297,985
Forney	\$ 9,337,704	\$ 10,645,195	\$ 12,041,414	\$ 13,797,773	\$ 16,303,946	\$ 18,740,203	\$ 19,805,816	\$ 21,019,239	\$ 22,303,234	\$ 23,675,386	\$ 24,176,745
Frisco	\$ 47,954,967	\$ 54,600,945	\$ 61,684,641	\$ 70,592,989	\$ 83,310,227	\$ 95,638,533	\$ 101,050,820	\$ 107,186,206	\$ 113,645,442	\$ 120,725,154	\$ 123,552,724
Garland	\$ 44,534,152	\$ 49,053,559	\$ 53,558,053	\$ 59,177,525	\$ 67,339,601	\$ 74,417,266	\$ 77,531,264	\$ 80,822,533	\$ 83,944,746	\$ 87,180,970	\$ 87,069,804
McKinney	\$ 42,096,023	\$ 47,649,922	\$ 53,517,233	\$ 60,888,146	\$ 71,437,140	\$ 81,529,206	\$ 86,040,439	\$ 91,045,426	\$ 96,184,733	\$ 101,810,349	\$ 103,826,588
Mesquite	\$ 26,671,574	\$ 29,325,654	\$ 31,960,521	\$ 35,252,228	\$ 40,050,923	\$ 44,208,539	\$ 46,055,015	\$ 48,046,562	\$ 49,983,766	\$ 51,970,043	\$ 51,937,003
Plano	\$ 86,973,467	\$ 95,873,339	\$ 104,739,416	\$ 115,763,368	\$ 131,704,588	\$ 145,391,240	\$ 151,232,554	\$ 157,268,256	\$ 162,805,156	\$ 168,303,507	\$ 167,091,990
Princeton	\$ 3,855,623	\$ 4,751,112	\$ 5,809,066	\$ 7,194,904	\$ 9,189,585	\$ 11,417,332	\$ 12,265,699	\$ 13,461,380	\$ 15,019,970	\$ 16,926,550	\$ 18,494,064
Richardson	\$ 35,889,652	\$ 39,611,857	\$ 43,398,248	\$ 48,212,605	\$ 55,330,474	\$ 61,977,171	\$ 65,400,881	\$ 69,246,681	\$ 73,249,737	\$ 77,433,107	\$ 78,663,969
Rockwall	\$ 16,068,003	\$ 17,895,160	\$ 19,775,140	\$ 22,136,615	\$ 25,553,775	\$ 28,694,375	\$ 30,183,239	\$ 31,729,986	\$ 33,192,564	\$ 34,821,950	\$ 35,233,283
Royse City	\$ 2,868,354	\$ 3,363,894	\$ 3,914,374	\$ 4,614,132	\$ 5,608,798	\$ 6,632,046	\$ 7,050,222	\$ 7,571,443	\$ 8,178,115	\$ 8,962,698	\$ 9,574,830
Wylie	\$ 6,273,185	\$ 6,956,983	\$ 7,654,838	\$ 8,532,429	\$ 9,808,578	\$ 10,971,646	\$ 11,527,469	\$ 12,111,476	\$ 12,670,532	\$ 13,233,865	\$ 13,271,041
Total	\$ 344,963,325	\$ 384,911,830	\$ 426,186,022	\$ 478,011,196	\$ 552,834,230	\$ 621,896,403	\$ 652,729,563	\$ 686,626,047	\$ 720,864,184	\$ 757,451,443	\$ 766,072,568