



**NORTH
TEXAS
MUNICIPAL
WATER
DISTRICT**

FY24 BUDGET & RATES FACT SHEET



Communities in our region banded together over 70 years ago to form the North Texas Municipal Water District (NTMWD) and created a reliable source of safe drinking water that would scale up with the population. Over the past seven decades, NTMWD's core commitment to responsible stewardship has governed all of the District's operations, including its expansion into wastewater treatment and solid waste disposal. The NTMWD Board of Directors and NTMWD's over 900 employees are dedicated to this future-facing commitment to protect environmental, human, and financial resources.

Maintaining the high quality of life more than 2.2 million North Texans have grown to expect now and into the future requires a long-range vision and a plan to scale up as more people and more businesses join our communities. Fifty-five thousand residents per year are moving into NTMWD's service area, bringing more jobs and more opportunities with them. All of the new additions—major multi-use developments, large data centers, sports facilities, landscaped open space—require more water and more infrastructure to sustain the delivery of that water. NTMWD has been preparing for the growth we are experiencing now for decades. The recent completion of Bois d'Arc Lake and Leonard Water Treatment plant after decades of planning, development and construction provides a new, core source of water for North Texas.



**WATER
SERVICES**



**WASTEWATER
SERVICES**



**SOLID WASTE
SERVICES**

The District continues to navigate a challenging economic environment including ongoing supply chain issues, increased construction and electrical component costs, highly competitive labor market, and higher interest rates. The NTMWD Board of Directors and Staff work diligently to meet the District's contractual obligation to the participating cities and utilities with reasonable costs in all systems while maintaining our commitment to protect public health and the environment, and remains in a sound financial condition.

Our unwavering commitment to providing essential, safe drinking water reliably day after day, no matter the challenge and in the most cost-efficient manner possible, stems from our legacy of service. The level of long-range planning, along with the financial tools the District employs to help save costs, is due to the strong partnerships we maintain with the municipalities in our service region. It is these partnerships that drive our cost-conscious approach to planning for today and decades into the future, so that future generations of North Texans may enjoy the same high quality of life as we do now.

North Texas Municipal Water District

501 East Brown St.
Wylie, TX 75098

972.442.5405

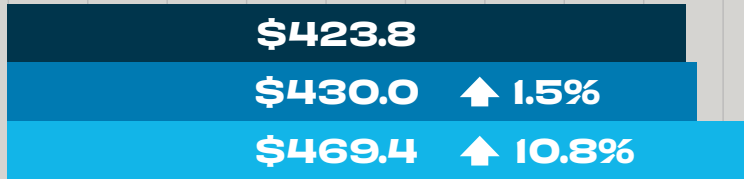
www.ntmwd.com

NTMWD | FY24 BUDGET

EXPENDITURES BY SYSTEM

FY23 BUDGET
 FY23 AMENDED
 FY24 BUDGET


REGIONAL WATER SYSTEM



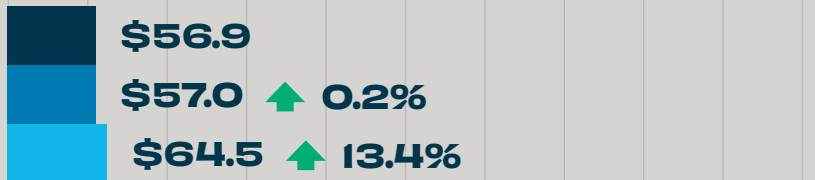
REGIONAL WASTEWATER SYSTEM




UPPER EAST FORK INTERCEPTOR SYSTEM



SMALL SYSTEMS



REGIONAL SOLID WASTE SYSTEM




\$0 \$50 \$100 \$150 \$200 \$250 \$300 \$350 \$400 \$450 \$500
 MILLIONS

ALL SYSTEMS EXPENDITURES: \$743.4M



\$363.3M

DEBT SERVICE
INCLUDES: DEBT SERVICE AND CAPITAL IMPROVEMENT TRANSFERS



\$123.9M

PERSONNEL




\$123.6M

SUPPLIES



\$115.7M





CONTRACT SERVICES



\$16.9M



OTHER
INCLUDES: ESCROW, CAPITAL OUTLAY & SPECIAL PROJECTS

NAVIGATING A RISING ECONOMY

<p>↑ DEMAND</p>  <p>NOT JUST ROOFTOPS, BUT ALSO INDUSTRIES, BUSINESSES, AND AMENITIES</p>	<p>↑ CONSTRUCTION PRICES</p>  <p>MATERIAL COSTS AND AVAILABILITY CONTINUE TO CHALLENGE PROJECTS</p>	<p>↑ WAGES</p>  <p>HOT LABOR MARKET DRIVING UP COST TO BE COMPETITIVE</p>	<p>↑ INTEREST RATES</p>  <p>INTEREST RATES AT A 15-YEAR HIGH</p>
---	---	--	--

NTMWD'S budget planning process considers these ongoing factors in our rising economy and staff continuously seeks new ways to mitigate these challenges while maintaining cost-effectiveness for our Member Cities and Customers.

REGIONAL WATER SYSTEM

<p>WHO BENEFITS</p> <ul style="list-style-type: none"> Allen Farmersville Forney Frisco Garland McKinney Mesquite Plano Princeton Richardson Rockwall Royse City Wylie <p>plus 34 Customer Cities/Entities</p>	<p>CIP FY24 REGIONAL WATER SYSTEM SUMMARY</p> <p> 29 TOTAL PROJECTS</p> <p>\$984M TOTAL COST</p> <p> KEY CONSTRUCTION PROJECTS</p> <ul style="list-style-type: none"> LEONARD WTP PHASE II - \$501M WYLIE WTP CONVERSION TO BAF - \$84M MCKINNEY DELIVERY POINT NO. 3 to NO. 4 PIPELINE - \$106M 	<p>STAFF REQUIRED*</p> <p>153</p> <p>↑ 7</p>	<p>FY24 BUDGET</p> <p>\$253.4M Capital/Debt</p> <p>\$216.0M O&M</p> <hr/> <p>\$469.4M Total</p> <p>Wholesale Member water rate: ↑ 9%</p>
--	---	---	---

*DOES NOT INCLUDE SUPPORT STAFF

FY24 MEMBER CITY WHOLESALE WATER RATE

	FY23 Budget	FY24	Change
Variable O&M (i.e., chemicals, power, etc.)	\$ 0.81	\$ 0.83	\$ 0.02
Fixed O&M (i.e., personnel, maintenance, etc.)	\$ 0.85	\$ 0.87	\$ 0.02
Capital	\$ 1.73	\$ 1.99	\$ 0.26
Total (per 1,000 gal.)	\$ 3.39*	\$ 3.69*	\$ 0.30

*CUSTOMER CITIES/ENTITIES RATE + \$.05



REGIONAL WASTEWATER SYSTEM**

(WASTEWATER TREATMENT)



WHO BENEFITS

Allen
Forney
Frisco
Heath
McKinney
Melissa
Mesquite
Plano
Princeton
Prosper
Richardson
Rockwall
Seagoville

plus 4 Customer Cities/Entities

CIP FY24 WASTEWATER SYSTEM SUMMARY



5 TOTAL PROJECTS

\$257M TOTAL COST



KEY CONSTRUCTION PROJECTS

SOUTH MESQUITE CREEK RWWTP PEAK FLOW AND EXPANSION - \$142M
ROWLETT CREEK RWWTP PEAK FLOW PHASE II - \$100M



STAFF REQUIRED*

165



FY24 BUDGET

\$41.3M
Capital/Debt

\$67.1M
O&M

\$108.4M
Total

Estimated wholesale Member wastewater cost per 1,000 gallons:
↑ 11.3%



UPPER EAST FORK INTERCEPTOR SYSTEM**

(WASTEWATER CONVEYANCE SYSTEM)



WHO BENEFITS

Allen
Frisco
McKinney
Melissa
Plano
Princeton
Prosper
Richardson

plus 4 Customer Cities/Entities

CIP FY24 UEFIS SYSTEM SUMMARY



7 TOTAL PROJECTS

\$28M TOTAL COST



KEY CONSTRUCTION PROJECT

PRESTON ROAD LIFT STATION EXPANSION - \$19M



STAFF REQUIRED*

24



FY24 BUDGET

\$30.9M
Capital/Debt

\$24.7M
O&M

\$55.6M
Total

Estimated wholesale Member wastewater cost per 1,000 gallons:
↑ 14.6%

**DOES NOT INCLUDE SMALL SYSTEM COSTS, PROJECTS AND STAFFING AS THOSE VARY BY PARTICIPANTS OF EACH LOCAL SYSTEM.



SOLID WASTE SYSTEM



WHO BENEFITS

Allen
Frisco
McKinney
Plano
Richardson

and other third party customers in proximity to our facilities

CIP FY24 SOLID WASTE SYSTEM SUMMARY



5 TOTAL PROJECTS

\$25M TOTAL COST



KEY CONSTRUCTION PROJECTS

121 RDF HEAVY EQUIPMENT SHOP ADDITION - \$8M
PARKWAY TRANSFER STATION CONVERSION TO TOP LOAD - \$8M



STAFF REQUIRED*

116

NO CHANGE



FY24 BUDGET

\$9.0M
Capital/Debt

\$36.6M
O&M

\$45.6M
Total

Wholesale Member solid waste service cost per ton: \$38.25
(No Change)

*DOES NOT INCLUDE SUPPORT STAFF